

000517

2019-024

112262

15

**2018****1**

			000517
	18F A	700	18F A 700
	0574-87310668		0574-87310668
	0574-87312566		0574-87312566
	denghuatang@000517.com		zhengsisi@000517.com

**2**

1

2018

2018

2016 2017

171654

1.33%

147929

2.17%

14.2%

3

1

	2018	2017		2016
	3,967,768,925.60	4,264,215,143.95	-6.95%	1,727,638,858.95
	608,483,095.43	541,755,811.97	12.32%	148,934,401.83
	583,115,617.00	473,401,900.48	23.18%	103,016,149.34
	-2,715,771,337.88	-261,776,063.06	-937.44%	181,538,102.59
/	0.1911	0.1702	12.28%	0.0468
/	0.1911	0.1702	12.28%	0.0468
	13.56%	13.72%	-0.16%	4.10%
	2018	2017		2016
	24,315,861,566.81	13,195,197,376.92	84.28%	11,106,634,517.01
	4,748,691,858.81	4,218,397,712.59	12.57%	3,676,641,900.62

2

	94,048,789.00	1,174,175,740.60	1,056,327,103.96	1,643,217,292.04
	-41,035,125.25	215,596,116.71	232,773,594.36	201,148,509.61
	-41,819,176.60	202,250,907.00	228,648,634.47	194,035,252.13
	520,570,024.88	384,641,993.46	460,136,144.40	-4,081,119,500.62

2

4

1

10

	59,953		60,416	0		0
10						
		47.93%	1,525,939,995	0		1,130,229,800
		23.56%	750,000,000	0		
		6.12%	195,000,000	146,250,000		
		5.14%	163,657,953	0		
		0.25%	8,021,214	0		
		0.20%	6,432,000	0		
2		0.18%	5,808,500	0		
		0.17%	5,447,803	0		
		0.14%	4,605,080	0		
		0.14%	4,499,870	0		
		10				

2

10

3

3



5

1

2015	15	112262	2020 08 07	67,266	6.50% 8.00%
		2018 8 561,612,520.50	15	5,273,357	
		2018 8	15	6,726,643	43,723,179.50

2

1	2015 7 23			2015
		2015 378		AA
2	2016 4 27		2015	2016
		2016 339		AA
3	2017 6 20		2015	2017
		2017 764		AA
4	2018 5 24		2015	2018
		2018 601		AA

4

3

2

	2018	2017	
	80.39%	67.88%	12.51%
EBITDA	17.67%	8.93%	8.74%
	2.97	5.27	-43.64%

1

3

2018 40

2018

69%

2018

150.94%

2018 124.4  
99.7%

139.23%

133




94.75%  
201897.9%  
39.68

7.11

				%	M	(M)	(M)			
1		2017-140	2018.1.23	51.00%	57724.00	86586.00	44158.86			
2		2017-141	2018.1.23	51.00%	38211.00	57316.50	29231.42			
3			2018.4.3	100.00%	65998.00	98997.00	98997.00			-

5

										2018	
4		I-11 I-12 I-14	2018.5.9	66.67%	54003.00	69663.87	46444.90				
5		CX06-02-04a	2018.6.8	60.00%	26376.00	52752.00	31651.20				
6		XX-01-05-e2 XX01-05-e4	2018.7.30	100.00%	48586.00	87454.80	87454.80				-
7			2018.8.1	24.50%	40044.00	80088.00	19621.56				
8		3#	2018.8.1	16.00%	113857.00	182171.20	29147.39				
9		2010CJ31	2018.10.17	100.00%	5499.00	11547.90	11547.90				-
10		4	2018.11.1	100.00%	35655.00	78441.00	78441.00				-
11		44-1	2018.5.18	50.00%	47247.61	103944.74	51972.37				



				99.81%	27980.00	55960.00		12	7.82	2018.3.20	2020.11.30
				100.00%	33458.00						

				100.00%	47722.00	102596.00	104988.40	8.8	8.75	2016.1.25	2018.9.10
					1170453.01	2437608.12	227361.50	293.96	181.46		

			%		2018	2018	
			100.00%	11016.49	11016.49	100804.26	2018.6.15
			100.00%	28030.25	28030.25		
			100.00%	13371.16	2938.59		
			100.00%	11153.01	1414.07		
			100.00%	19690.03	19553.57		
			100.00%	1876.50	1876.50	22287.88	2018.10.23
			98.23%	155477.07	80468.39		
			99.81%	55615.73	2286.46		
			100.00%	38304.91	36183.42	100250.31	2018.9.10
			51.00%	13200.00	6674.33		
			100.00%	88380.68	46241.56		
			100.00%	109797.07	35846.59		
			100.00%	53505.36	5227.86		
			99.67%	28666.00	13403.84		
			99.57%	72037.00	48813.40		
			50.00%	19681.20	5491.50		
			50.00%	22630.80	6634.17		
			100.00%	109252.80	109252.80		
			100.00%	6351.61	1244.76		
			51.00%	18071.68	1513.37		

	876109.35	464111.92	223342.45	
--	-----------	-----------	-----------	--

				%		%
1				100.00%	43006	90.01%
2				100.00%	37000	93.03%

1		693370	392140.00	4.65%-8%	
2		120000	67266.43	8.00%	2020 8 7
3		50000	40000.00	11.00%	
		863370	499406.43	-	-

2

3

10%

	3,609,622,517.24	1,291,048,218.84	35.77%	-11.63%	29.60%	11.38%

4

5

6

7

1

2018 6

2018

2018 15

2

3

	100.00%
	100.00%
	66.67%
	100.00%
	100.00%
	51.00%
	51.00%
	100.00%
	60.00%
	100.00%
	51.00%
	98.28%
	51.00%
	51.00%
	60.00%
	66.67%
	100.00%
	50.00%
	60.00%
	100.00%
	100.00%
	100.00%
	100.00%
	100.00%
	100.00%
	50.00%
	100.00%
	100.00%
	100.00%
	100.00%

