



2016

2017 04

)

(

.....	2
.....	5
.....	9
.....	11
.....	22
.....	40
.....	45
.....	46
.....	53
.....	58
.....	61
.....	146

		2016 1 1 -2016 12 31

			000517
	RONGAN PROPERTY CO.,LTD.		
	RONGAN PROPERTY		
	513 (14-12)		
	315010		
	513	11	15 16
	315010		
	http://www.rongan.com.cn/		
	stock@000517.com		

	513	513
	15	15
	0574-87312566	0574-87312566
	0574-87310668	0574-87310668
	stock@000517.com	stock@000517.com

	http://www.szse.cn/
	http://www.cninfo.com.cn/

	913302001441685655
	<p>1993 8 6</p> <p>1999 10 31</p> <p>2009 6 8</p> <p>2013 5 18</p>
	<p>1999</p> <p>2009 4 10</p> <p>78.02%</p>

	106 B 20

	11,106,634,517.01	7,934,616,164.50	39.98%	6,003,016,460.33
	3,676,641,900.62	3,623,224,257.27	1.47%	3,679,155,208.26

1

2

	233,885,285.93	323,365,017.18	182,549,959.56	987,838,596.28
	2,622,860.17	15,364,557.97	2,452,024.16	128,494,959.53
	-9,689,722.12	1,663,925.09	-7,382,688.43	118,424,634.80
	246,627,031.87	233,787,476.81	246,688,661.57	-545,565,067.66

	2016	2015	2014	
	-7,162.59	139,576.13	127,569,548.27	
	2,782,415.40	2,256,610.00	2,376,000.00	
	-1,179,016.20	-773,859.18	-4,192,935.29	
	59,677,462.22	15,023,309.59	7,694,109.59	
	15,355,446.34	3,523,117.94		

	45,918,252.49	13,122,518.60	112,572,132.03	--
--	---------------	---------------	----------------	----

1 —

1 —

1 —

2016

	181.59%
	46.97%

2

1

2

3

2016

1897
2016

340,408

337,323

2016

2016
2016

2016

2017

2016

17.27

1.97

1.49

0.0468 /

			%					
1	JD13-04-02	2016 1	100	37278	82011			

2

1

	2016		2015		
	1,727,638,858.95	100%	1,124,460,990.57	100%	53.64%
	1,516,197,026.99	87.76%	908,531,695.00	80.80%	66.88%
	47,065,994.51	2.73%	39,656,387.28	3.53%	18.68%
	50,318,358.78	2.91%	45,043,273.23	4.01%	11.71%
	114,057,478.67	6.60%	131,229,635.06	11.66%	-13.09%
	1,516,197,026.99	87.76%	908,531,695.00	80.80%	66.88%
	47,065,994.51	2.73%	39,656,387.28	3.53%	18.68%
	50,318,358.78	2.91%	45,043,273.23	4.01%	11.71%
	114,057,478.67	6.60%	131,229,635.06	11.66%	-13.09%
	905,780,420.34	52.43%	237,669,970.34	21.14%	281.11%
	821,858,438.61	47.57%	886,791,020.23	78.86%	-7.32%

2

10%

	1,516,197,026.99	1,160,134,128.60	23.48%	66.88%	75.87%	-3.91%
	1,516,197,026.99	1,160,134,128.60	23.48%	66.88%	75.87%	-3.91%
	905,780,420.34	671,573,512.77	25.86%	281.11%	323.59%	-7.44%
	821,858,438.61	636,031,761.54	22.61%	-7.32%	-0.55%	-5.27%

1

3

			2016	2015	
			172,763.89	112,446.1	53.64%
			67.91	62.95	7.88%
			730,746.51	497,212.72	46.97%

30%

53.64%

46.97%

4

5

		2016		2015		
		1,160,134,128.60	88.72%	659,639,415.20	82.65%	75.87%
		45,354,573.53	3.47%	33,156,597.27	4.15%	36.79%
		22,822,408.55	1.75%	22,822,408.52	2.86%	0.00%
		79,294,163.63	6.06%	82,451,513.46	10.34%	-3.83%

		2016		2015		
		1,160,134,128.60	88.72%	659,639,415.20	82.65%	75.87%
		45,354,573.53	3.47%	33,156,597.27	4.15%	36.79%
		22,822,408.55	1.75%	22,822,408.52	2.86%	0.00%
		79,294,163.63	6.06%	82,451,513.46	10.34%	-3.83%

6

	100.00%
	100.00%
	100.00%
	100.00%
	100.00%
	100.00%
	100.00%
	100.00%
	100.00%
	100.00%
	100.00%
	100.00%
	100.00%
	100.00%
	100.00%
	100.00%
	100.00%
	100.00%
	100.00%
	100.00%
RONG AN AUSTRALIA HOLDINGS PTY LTD	100.00%

7

8

	92,344,632.43
	2.61%
	0.00%

5

1		51,357,055.58	1.45%
2		13,809,523.81	0.39%
3		10,000,002.00	0.28%
4		9,130,430.10	0.26%
5		8,047,620.94	0.23%
	--	92,344,632.43	2.61%

5%

	2,272,069,486.80
	75.98%
	0.00%

5

1		652,818,600.00	21.83%
2		636,166,930.00	21.27%
3		447,100,000.00	14.95%

	181,538,102.59	660,400,494.62	-72.51%
	18,055,319,036.45	2,736,118,871.13	559.89%
	17,785,341,352.54	4,270,247,369.11	316.49%
	269,977,683.91	-1,534,128,497.98	117.60%
	675,000,916.07	1,489,200,000.00	-54.67%
	615,035,544.25	662,651,133.88	-7.19%
	59,965,371.82	826,548,866.12	-92.75%
	511,481,158.32	-47,179,137.24	1,184.13%

	72,310,749.23	36.40%		

1

	2016		2015			
	793,151,516.14	7.14%	281,670,357.82	3.55%	3.59%	
	54,136,754.32	0.49%	50,428,794.37	0.64%	-0.15%	
	7,307,465,127.39	65.79%	4,972,127,230.60	62.66%	3.13%	
	516,235,366.74	4.65%	543,290,025.29	6.85%	-2.20%	
	23,500,563.02					

	562,000,000.00	5.06%	733,000,000.00	
---	----------------	-------	----------------	--

5

1

2

10%

			1000,000,000.00	5,138,441,534.27	1,060,862,471.42	687,788,696.86	150,419,775.07	116,232,552.83
			50,000,000.00	433,648,382.33	161,001,091.36	710,481,973.65	95,243,144.78	70,252,155.60

1

2016

15.7

6.9%

22.5%

10

2016

2016

34.8%

2017

2016

2017

2

3

1

2014

2016

2

3

4

4

2017

2017

1

2016 01-12			
2016 03 02			
2016 06 02			
			917
			7
			0
			910

2015 2015 12 31 3,183,922,485 10
 0.30 2016 4 6 2015
 2016 4 14 2015 2016-029
 2016 4 19 2016 4 20

3
 1 2014 2014 12 31 1,061,307,495 10 1.00
 2 2015 2015 6 30 1,061,307,495 10 0.50
 2 10 18
 3 2015 2015 12 31 3,183,922,485 10
 0.30
 4 2016 2016

2016	0.00	148,934,401.83	0.00%	0.00	0.00%
2015	148,583,049.30	103,265,173.26	143.88%	0.00	0.00%
2014	106,130,749.50	309,254,538.10	34.32%	0.00	0.00%

2016	

1

			25000	000517		
			2008 8 18			
			2009 9 11		2015 04 01	2019 09 10
			15			
			6500	000517		
			2008 8 18		2015 06 19	2019 09 10

			2009 9 11 15			
			2009 9 11 15	2009 09 11	2019 09 10	
				2007 12 07		
				2008 01 08		

				2008 07 14		
		1				
		2		2007 08 03		
				2007 09 03		
				2007 11 15		

2

5

1

1

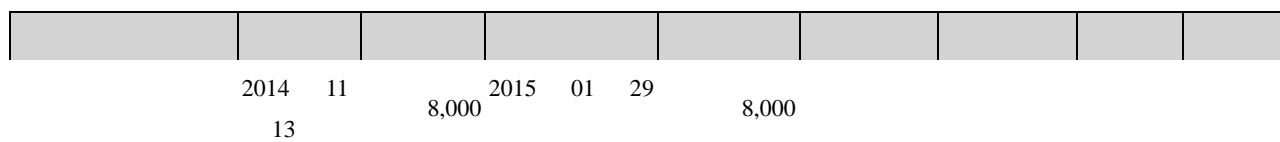
2

3

2

1

A1			0	A2				0
A3			0	A4				0



		2	5,000	2015 07 16	2016 07 16		5,000		245	245	
			10,000	2015 11 04	2016 01 12		10,000		96.88	96.88	
			10,000	2015 11 05	2016 01 13		10,000		96.88	96.88	

2015
10,000 11

		2015 20	20,000	2015 12 17	2016 01 22		20,000		98.63	98.63	
		C									
		“ ”	2,000	2015 12 29	2016 02 02		2,000		9.78	9.78	
		149 15131									
		66 JGLG1 601	20,000	2016 01 06	2016 02 22		20,000		126.03	126.03	
			621,520	2015 12 16	2017 01 06		613,220		368.31	362.25	
			10,000	2016 01 20	2016 03 29		10,000		96.88	96.88	
			10,000	2016 01 20	2016 03 29		10,000		96.88	96.88	
			10,000	2016 01 20	2016 03 29		10,000		96.88	96.88	
			10,000	2016 01 25	2016 04 03		10,000		99.73	99.73	
		“ ”2016 1	20,000	2016 01 27	2016 04 27		20,000		259.29	259.29	

			15,000	2016 02 05	2016 03 05		15,000		35.88	35.88	
			10,000	2016 03 07	2016 05 15		10,000		94.52	94.52	
			10,000	2016 03 08	2016 05 16		10,000		93.15	93.15	
			20,000	2016 06 22	2016 08 23		20,000		147.07	147.07	
			860,812	2016 04 05	2017 12 30		860,812		1,228.45	1,228.45	
			20,000	2	2016 07 18		20,000		4.82		
	B										

		1	50,000	2016 11 15	2018 11 15				7,009.59		
			5,000	2015 10 30	2016 01 30		5,000		102.22	102.22	
		? 1 2	6,000	2016 01 04	2016 05 24		6,000		209.61	209.61	
		18 2	5,000	2016 04 07	2016 08 17		5,000		122.03	122.03	
		2 30	3,300	2015 11 16	2016 11 14		3,300		233.96	233.96	
		2 31	3,000	2015 12 16	2016 11 14		3,000		194.81	194.81	
		2 33	1,900	2016 04 14	2016 11 14		1,900		75.82	75.82	
		10 20	500	2016 04 11	2016 12 11		500		21.74	21.74	
		3 30	600	2015 12 16	2016 12 15		600		44.73	44.73	

		3	800	2016 01 14	2016 12 15		800		102.12	102.12	
		31									
		3	700	2016 01 14	2017 01 11				3.04		
		31									
		7	4,000	2015 12 15	2016 03 20		4,000		262.97	262.97	
		9	700	2016 01 05	2016 12 20		700		43.28	43.28	
		14	20,000	2016 03 30	2017 03 08				1,275.2		
			1,913,632	--	--	--	1,801,832		15,299.03	5,967.8	--
)				2016 08 30				
)				2016 09 29				

2

4

1

2017 4 27

www.cninfo.com.cn

2016

				CASS—CSR1.0	

1.	ISO14001	
2.		0
3.	“ ”	0
4.		35.67
5.		177

2016-001	2016 1 4	B40	C37	B029
2016-002	2016 1 13	B016	D27	B021
2016-003	2016 1 19	B053	C30	B032
2016-004	2016 1 29	B040	D31	B034
2016-005 2015	2016 1 30	B036	C4	B046

2016-006	2016						
2016-007		2016	2	2	B033	D42	B034
2016-008							
2016-009							
2016-010	2015						
2016-011	2015	2016	3	1	B029	D24	B050
2016-012	2015						
2016-013							
2016-014					B025	D33	
2016-015		2016	3	2	B044	D25	B015
2016-016							
2016-017		2016	3	15	B041	D34	B019
2016-018	2016						
2016-019	2015	2016	3	17	B041	D34	B031
2016-020	2015						
2016-021	2016						
2016-022	2015	2016	3	29	B012	D32	B036
2016-023	2015						
2016-024	2016						
2016-025		2016	4	1	B064	D18	B023
2016-026	2015						
2016-027		2016	4	6	B048	B3	B011
2016-028	2015	2016	4	7	B060	D21	B024
2016-029	2015	2016	4	14	B049	D19	B011
2016-030		2016	4	20	B168	D20	B029
2016-031	2016	2016	4	30	B076	C92	B097
2016-032	2016				B224	C155	
2016-033							

— —
| 2010
2010

2010 0 20

2016-071	2016	2016 12 21	B045	D76	B029
2016-072	2016	2016 12 31	B004	C58	B094
2016-073					
2016-074					
2016-075					
2016-076	2017				

1

	148,467,708	4.66%	0	0	0	-140,625	-140,625	148,327,083	4.66%
1	0	0.00%	0	0	0	0	0	0	0.00%
2	0	0.00%	0	0	0	0	0	0	0.00%
3	148,467,708	4.66%	0	0	0	-140,625	-140,625	148,327,083	4.66%
	1,655,208	0.05%	0	0	0	0	0	1,655,208	0.05%
	146,812,500	4.61%	0	0	0	-140,625	-140,625	146,671,875	4.61%
4	0	0.00%	0	0	0	0	0	0	0.00%
	0	0.00%	0	0	0	0	0	0	0.00%
	0	0.00%	0	0	0	0	0	0	0.00%
	3,035,454,777	95.34%	0	0	0	140,625	140,625	3,035,595,402	95.34%
1	3,035,454,777	95.34%	0	0	0	140,625	140,625	3,035,595,402	95.34%
2	0	0.00%	0	0	0	0	0	0	0.00%
3	0	0.00%	0	0	0	0	0	0	0.00%
4	0	0.00%	0	0	0	0	0	0	0.00%
	3,183,922,485	100.00%	0	0	0	0	0	3,183,922,485	100.00%

1

112,500

2

28,125

112,500

75%

2

	112,500	112,500	0	0		2016 6 30
	112,500	28,125	0	84,375	75%	2016 1 1
	225,000	140,625	0	84,375	--	--

1

2

3

1

	40,189		37,488		8	0		8	0
5% 10									

		47.93%	1,525,939,995	0	0	1,525,939,995		719,300,000	
		23.56%	750,000,000	0	0	750,000,000		195,620,000	
		6.12%	195,000,000	0	14,625,000	48,750,000			
		5.14%	163,657,953	0	0	163,657,953			
		0.25%	8,021,214	0	0	8,021,214			
		0.20%	6,432,000	0	0	6,432,000			
		0.20%	6,227,803	6,227,803	0	6,227,803			
		0.19%	6,200,000	6,200,000	0	6,200,000			
		0.17%	5,480,000	5,480,000	0	5,480,000			
		0.16%	5,184,491	5,184,491	0	5,184,491			
10	3								
		10							
10									
							1,525,939,995	1,525,939,995	
							750,000,000	750,000,000	
							163,657,953	163,657,953	
							48,750,000	48,750,000	
							8,021,214	8,021,214	
							6,432,000	6,432,000	
							6,227,803	6,227,803	
							6,200,000	6,200,000	
							5,480,000	5,480,000	
							5,184,491	5,184,491	
10	10	10						10	10

10	4	5,184,491
----	---	-----------

10


10

10

10

2

--	--



4 10%

5

1 2008 8 18

2009 9 11
15

2 2015 3 16

25,000 23.56%

25000

000517

2008 8 18

2009 9 11
15

3 2015 6 1

6,500 6.12%

6500

000517

2008 8 18

2009 9 11
15

				54	2014 06 24	2017 06 23	195,000,0 00				195,000,0 00
				30	2014 06 24	2017 06 23	0				0
				57	2014 06 24	2017 06 23	0				0
				45	2014 06 24	2017 06 23	150,000				150,000
				47	2014 06 24	2017 06 23	150,000				150,000
				41	2014 06 24	2017 06 23	112,500		28,125		84,375
				55	2014 06 24	2017 06 23	0				0
				54	2014 06 24	2017 06 23	0				0
				53	2016 06 30	2017 06 23	0				0
				45	2014 06 24	2017 06 23	0				0

				47	2014 06 24	2017 06 23	0				0
				53	2014 06 24	2017 06 23	0				0
				38	2014 06 24	2017 06 23	0				0
				47	2014 06 24	2017 06 23	0				0
				46	2014 06 24	2017 06 23	150,000				150,000
				57	2014 06 24	2016 06 30	0				0
	--	--	--	--	--	--	195,562,500	0	28,125	0	195,534,375

							2016 06 30				

1963 12

1987 7

1960 5

1972 1

1970 8

1976 1

1962 1

1963 9

1964 12

MIS

1972 2

1970 4

1964 11

1979 9

1970 10

1971 10

			1999 11 19		

		2014 04 01		
		2007 06 20		
		2009 09 18		
		2011 04 01		
		2010 10 27		
		2008 05 01		

			54		0	
			30		40.06	
			57		0	
			45		71.26	
			47		65.26	
			41		71.26	
			55		10	
			54		10	
			53		5	
			45		61.66	
			47		0	
			53		0	
			38		27.03	
			47		50.14	
			46		65.26	
			57		5	
	--	--	--	--	481.93	--

1

	178
	758
	936

	936
	0
	98
	54
	21
	44
	16
	15
	688
	936
	7
	137
	162
	630
	936

2

3

			2016		60	1200
	3900			1	1	
	2	1				1
1	1	2	2016			

4

	2,735,641
	85,357,186.68

1
2
3
4
5

1

2015		0.04%	2016 04 06	2016 04 07	2015 2016-028
2016		0.02%	2016 06 30	2016 07 01	2016 2016-044
2016		0.11%	2016 09 28	2016 09 29	2016 2016-054

2016		0.03%	2016 12 20	2016 12 21	2016	2016-071
------	--	-------	------------	------------	------	----------

2

1

	14	2	12	0	0	
	14	2	12	0	0	
	6	1	5	0	0	
	8	1	7	0	0	
						4

2

3

,
2015

1

1 2016 2 26

2016

2015

2 2016

2

2015

2016 2 26
3

2016

2015

1 2016 2 26

2016

2015

2015

2 2016 3 14

2016

3 2016 6 12

2016

4 2016 8 27

2016

1**2**

	2017 04 27
	www.cninfo.com.cn 2016

		88.74%
		91.78%
	1	1 :
	2	2 :
	3	3 :
	1 5%	1 5%
	2 3.5%	2 3.5%
	5% 3	5% 3
	3.5%	3.5%
		0
		0
		0
		0

	2016 12 31
	2017 04 27
	www.cninfo.com.cn 2016

2015	15	112262	2015 08 07	2020 08 07	120,000	6.50%	
				7800			

			8				023-63786433
						80	

	0

2

	2016	2015	
	32,917.1	20,441.26	61.03%
	177.75%	303.83%	-126.08%
	66.90%	54.34%	12.56%
	48.90%	94.88%	-45.98%
EBITDA	4.43%	4.74%	-0.31%
	1.81	1.73	4.62%
	3.06	10.48	-70.80%
EBITDA	2.99	1.99	50.25%
	100.00%	100.00%	0.00%
	100.00%	100.00%	0.00%

30%

61.03%

80000

42500

2016 12 31

	2017 04 25
	()
	2017 01311

2016 12 31

2016

1

2

2016 12 31

2016

1

2016 12 31

	793,151,516.14	281,670,357.82
	54,136,754.32	50,428,794.37
	403,571,804.36	5,148,120.00
	104,933,843.18	112,364,641.53
	7,307,465,127.39	4,972,127,230.60
	1,417,313,886.36	1,808,160,621.49
	10,080,572,931.75	7,229,899,765.81
	346,186,911.82	33,171,351.77
	23,500,563.02	41,375,874.97
	516,235,366.74	543,290,025.29
	5,055,893.81	5,577,578.77

	23,000,000.00	51,000,000.00
	5,671,263,595.85	2,379,561,411.24
	562,000,000.00	733,000,000.00
	1,191,866,928.32	1,189,934,781.27
	4,862,092.22	8,895,714.72
	1,758,729,020.54	1,931,830,495.99
	7,429,992,616.39	4,311,391,907.23
	3,183,922,485.00	3,183,922,485.00
	-1,691,402,956.34	-1,691,403,872.41
	83,149,321.12	83,149,321.12
	2,100,973,050.84	2,047,556,323.56
	3,676,641,900.62	3,623,224,257.27
	3,676,641,900.62	3,623,224,257.27
	11,106,634,517.01	7,934,616,164.50

2

	25,608,568.12	19,055,766.46
		21,213,007.69
	6,123,480,608.44	4,288,671,135.02
		30,712.50
	48,000,000.00	198,000,000.00
	6,197,089,176.56	4,526,970,621.67
	57,263,711.26	50,628,151.21
	2,142,756,519.40	2,073,756,519.40
	3,667,588.04	3,529,458.51
	732,746.98	901,834.12

	22,339,819.77	9,540,370.02
	2,226,760,385.45	2,138,356,333.26
	8,423,849,562.01	6,665,326,954.93
	12,315,927.84	16,313,017.46
	2,595,471.72	
	5,371,476.59	2,392,516.17
	51,027,937.17	54,785,361.03
	31,297,135.74	31,297,135.74
	2,069,969.59	14,514,593.65
	2,919,043,460.39	923,924,602.86

	3,023,721,379.04	1,043,227,226.91
	1,191,866,928.32	1,189,934,781.27

	1,191,866,928.32	1,189,934,781.27
	588,307.36	2,233,162,008.18

	26,500,281.95	24,786,331.60
	71,352,415.62	68,948,471.43
	102,364,423.72	57,495,484.67
	8,490,302.93	43,672,096.40
“ ”		
“ ”	72,310,749.23	

3.		
4.		
5.		
6.		
	148,934,401.83	103,265,173.26
	148,934,401.83	103,265,173.26
	0.0468	0.0324
	0.0468	0.0324
	0.00	0.00

4

	27,528,301.92	38,231,898.68
	0.00	647,180.62
	1,003,593.35	2,024,104.62
	632,323.78	736,952.50
	25,155,996.55	27,228,953.84
	80,146,890.01	16,375,619.33
	87,219,773.96	28,461,618.75
“ ”		
“ ”	26,127,541.62	168,304,965.85

“ ”	-140,502,734.11	131,062,434.87
	884,200.00	217,702.20
	1,567,849.26	66,119.63
	7,162.59	16,515.78
“ ”	-141,186,383.37	131,214,017.44
	-12,799,449.75	-8,035,483.37
“ ”	-128,386,933.62	139,249,500.81
1.		
2.		
1.		
2.		
3.		
4.		
5.		
6.		
	-128,386,933.62	139,249,500.81

	420.00	595,561.54
	6,410,000.00	
	18,055,319,036.45	2,736,118,871.13
	2,545,792.49	1,197,369.11
	17,782,795,560.05	4,237,000,000.00
		32,050,000.00
	17,785,341,352.54	4,270,247,369.11
	269,977,683.91	-1,534,128,497.98
	425,000,000.00	300,000,000.00
		1,189,200,000.00
	250,000,916.07	
	675,000,916.07	1,489,200,000.00
	399,000,000.00	446,000,000.00
	216,035,544.25	216,651,133.88
	615,035,544.25	662,651,133.88
	59,965,371.82	826,548,866.12
	511,481,158.32	-47,179,137.24
	280,470,357.82	327,649,495.06
	791,951,516.14	280,470,357.82

6

	62,447,544.44	42,845,943.11
	23,830,743,330.78	8,244,732,004.17
	23,893,190,875.22	8,287,577,947.28
	5,053,534.09	2,201,699.83
	10,295,730.94	16,172,404.04
	2,137,873.77	6,018,288.42
	23,888,818,640.40	9,252,210,533.14
	23,906,305,779.20	9,276,602,925.43
	-13,114,903.98	-989,024,978.15
	558,368,318.89	22,277,984.42
	17,759,222.73	168,026,981.43
	420.00	595,561.54
	6,410,000.00	
	582,537,961.62	190,900,527.39
	1,273,313.39	596,658.11
	475,635,560.05	198,000,000.00
		32,050,000.00
	476,908,873.44	230,646,658.11
	105,629,088.18	-39,746,130.72

		1,189,200,000.00
	100,000,916.07	
	100,000,916.07	1,189,200,000.00
	185,962,298.61	147,404,762.87
	185,962,298.61	147,404,762.87
	-85,961,382.54	1,041,795,237.13
	6,552,801.66	13,024,128.26
	19,055,766.46	6,031,638.20
	25,608,568.12	19,055,766.46

7

	3,183,922,485.00				-1,691,403,872.41				83,149,321.12		2,047,556,323.56		3,623,224,257.27
	3,183,922,485.00				-1,691,403,872.41				83,149,321.12		2,047,556,323.56		3,623,224,257.27

“ ”					916.07						53,416, 727.28	53,417, 643.35
-----	--	--	--	--	--------	--	--	--	--	--	-------------------	-------------------

148,934

,401.1018 17.66 ref EMC / P MCID 9MC /

	5.00				34						84		62
--	------	--	--	--	----	--	--	--	--	--	----	--	----

	1,061,307,495.00				218,949,618.59					69,224,371.04		2,329,673,723.63	3,679,155,208.26	
	1,061,307,495.00				218,949,618.59					69,224,371.04		2,329,673,723.63	3,679,155,208.26	
	2,122,614,990.00				-1,910,353,491.00					13,924,950.08		-282,117,400.07		

	00									3	5
1								13,924, 950.08		-13,924, 950.08	
2											
3	212,26										

	3,183,92				726,689,6				121,263,8	400,288	4,432,164
	2,485.00				52.72				97.79	,911.24	,946.75
“ ”					916.07					-223,90	-223,903,
										4,608.1	692.10
										7	
										-128,38	-128,386,
										6,933.6	933.62
										2	
					916.07						916.07

1											
2											
	3,183,92				726,690,5				121,263,8	176,384	4,208,261
	2,485.00				68.79				97.79	,303.07	,254.65

	1,061,30				2,637,043				107,338,9	646,421	4,452,111
	7,495.00				,143.72				47.71	,983.76	,570.19
	1,061,30				2,637,043				107,338,9	646,421	
	7,495.00				,143.72				47.71	,983.76	

									0.08	950.08	
2	212,261, 499.00									-371,45 7,623.2 5	-159,196, 124.25
3											

2

12

12

2016 12 31

“11 ” “16 ” “28 ”

1

2

1 1 12 31

3

12

4

5

1

2

6

1

4

2

3

7

8 —

82

8 —

8

9

10

1

A

B

“ ”

50% “ ”

12

A

B

2

A

B

3

11**1**

	1000

2

1	1	5.00%
1	2	10.00%
2	3	30.00%
3	4	60.00%
4	5	80.00%
5		100.00%

3

12

1

2

3

-

4

5

6

7

13

(13) 9 10 12 11 0 0 1 6726 66532 55532 608425 56051405 3186437953

3

6

4

22

—

22 —

15

87

16

1

2

		20-40	5.00%	4.75%-2.38%
		10-15	5.00%	9.50%-6.33%
		4-5	5.00%	23.75%-19.00%
		3-5	5.00%	31.67%-19.00%

3

17

18

1

2

3

3

19

20

21

1

1

2

3

2

A

B

C

D

E

22

23

24

1

26

27

28

1

2

A

B

(3)

29

1

2

30 /

1
2

31

1

2

32

13“ ”

33

1

2

34

1

		11% 5%
		11% 3%
		5%
		6%
		17%
		3%
		5%
		25%
	[]	
		7%
		3%
		2%

2%-3%

50.00%
200.00%

50.00%
20.00%

100.00%

40.00%
200.00%

50.00%

60.00%

30.00%

100.00%

2

3

8.00%

1

	616,414.48	597,153.04
	791,335,101.66	279,873,204.78
	1,200,000.00	1,200,000.00
	793,151,516.14	281,670,357.82

2

3

4

5

1

	58,089,739.89	100.00%	3,952,985.57	6.80%	54,136,754.32	61,571,961.77	100.00%	11,143,167.40	18.10%	50,428,794.37

	58,089,739.89	100.00%	3,952,985.57	6.80%	54,136,754.32	61,571,961.77	100.00%	11,143,167.40	18.10%	50,428,794.37

1			
1	37,119,768.39	1,855,988.42	5.00%
1	37,119,768.39	1,855,988.42	5.00%
1 2	20,969,971.50	2,096,997.15	10.00%
	58,089,739.89	3,952,985.57	6.80%

2

-7,190,181.83

0.00

3

4

49,786,868.00

85.71%

3,536,640.60

5

6 6

	134,767, 718.07	100.00%	29,833,8 74.89	22.14%	104,933,8 43.18	130,363 ,917.14	100.00%	17,999,27 5.61	13.81%	112,364,64 1.53
	134,767, 718.07	100.00%	29,833,8 74.89	22.14%	104,933,8 43.18	130,363 ,917.14	100.00%	17,999,27 5.61	13.81%	112,364,64 1.53

4,305,765.25	5.00%
4,305,765.25	5.00%
398,628.72	10.00%
2,487,103.51	30.00%
19,746,089.72	60.00%
2,019,158.92	80.00%
877,128.77	100.00%

3

4

	973,764.43	1,355,354.68
	81,997,967.04	108,678,334.00
	43,411,587.11	17,024,162.53
	1,633,499.22	2,133,826.42
	6,750,900.27	1,172,239.51
	134,767,718.07	130,363,917.14

5

		36,810,000.00	1	27.31%	1,840,500.00
		30,000,000.00	3-4	22.26%	18,000,000.00
A		18,154,661.38	1	13.47%	907,733.07
		3,864,044.90	1-2	2.87%	386,404.49
		2,400,000.00	2-3	1.78%	720,000.00
	--	91,228,706.28	--	67.69%	21,854,637.56

6

7

8

10

1

	4,114,365,914.18		4,114,365,914.18	3,920,729,024.20	57,132,271.53	3,863,596,752.67

BC	2016 04 14	2018 09 30	1,350,000 ,000.00	623,341,2 44.19			174,884,8 52.21	798,226,0 96.40	114,187.5 0	114,187.5 0	
	2016 05 19	2017 10 31	275,000,0 00.00	71,717,23 1.75			31,780,31 3.54	103,497,5 45.29			
()	2016 06 28	2018 11 30	1,300,000 ,000.00				610,557,7 63.01	610,557,7 63.01	105,555.5 6	105,555.5 6	

2017



	--	--	11,934,000.00	3,920,729,024.20	3302559761.43		2,751,766,724.91	4,114,365,914.18	157,468,056.73	8,093,594.31	--
--	----	----	---------------	------------------	---------------	--	------------------	------------------	----------------	--------------	----

“ ”

	2007 06 22		512,074.62			512,074.62
	2010 06 21		8,068,198.63		117,632.70	7,950,565.93
	2012 11 28		92,824,475.80		13,871,393.29	78,953,082.51
	2013 05 08		4,593,027.60	164,482.44	4,757,510.04	
	2013 12 09		49,257,155.38	266,557.28	10,420,130.95	39,103,581.71
II-3-E	2013 10 10		6,974,709.94		3,736,523.59	3,238,186.35
4	2014 06 11		30,365,625.32		22,819,575.44	7,546,049.88
	2015 12 21		942,144,160.20	11,334,544.66	551,892,615.88	401,586,088.98
22#-A	2016 12 29			939,169,390.28	62,385,008.21	876,784,382.07
A	2016 12 23			2,363,390,371.15	493,747,227.14	1,869,643,144.01
	--		1,134,739,427.49	3,314,325,345.81	1,163,747,617.24	3,285,317,156.06

	57,132,271 .53				57,132,271.53		
	34,959,933 .69	3,845,885.47	57,132,271.5 3	3,613,488.64		92,324,602.05	
	92,092,205 .22	3,845,885.47	57,132,271.5 3	3,613,488.64	57,132,271.53	92,324,602.05	--

8AÑ

	5,604,640. 73	3,845,885.47				9,450,526.20	
22#-A	57,132,271 .53			3,613,488.64		53,518,782.89	
	29,355,292 .96					29,355,292.96	

5

11

12

13

	294,313,886.36	222,160,621.49
	1,123,000,000.00	1,586,000,000.00
	1,417,313,886.36	1,808,160,621.49

14

1

	346,186,911.82		346,186,911.82	33,171,351.77		33,171,351.77
	346,186,911.82		346,186,911.82	33,171,351.77		33,171,351.77
	346,186,911.82		346,186,911.82	33,171,351.77		33,171,351.77

2

3

	10,000,000 .00			10,000,000 .00					2.00%	
	23,171,351 .77			23,171,351 .77					49.00%	
Glusense Ltd.		6,635,560. 05		6,635,560. 05						

	41,375,87			12,935,84			30,811,15			23,500,56	
	4.97			2.28			4.23			3.02	
	41,375,87			12,935,84							
	4.97			2.28							

4.	107,431,682.01			107,431,682.01
1.				
2.				

1.	4,726,795.18	1,526,620.49	1,540,506.49	3,696,048.32	11,489,970.48
2.	347,456.54	236,872.35	371,990.38	814,297.08	1,770,616.35
1	347,456.54	236,872.35	371,990.38	814,297.08	1,770,616.35
3.				42,516.49	42,516.49
1				42,516.49	42,516.49
4.	5,074,251.72	1,763,492.84	1,912,496.87	4,467,828.91	13,218,070.34
1.					
2.					

22

23

1

2

24

25

1

1.				3,016,545.33	3,016,545.33
2.				296,867.51	296,867.51
1				296,867.51	296,867.51
2					
3					
3.					
1					
4.				3,313,412.84	3,313,412.84
1.				2,114,711.21	2,114,711.21
2.				465,954.65	465,954.65
1				465,954.65	465,954.65
3.					
1					
4.				2,580,665.86	2,580,665.86

1.					
2.					
1					
3.					
1					
4.					
1.				732,746.98	732,746.98
2.				901,834.12	901,834.12

2

26

27

1

	7,856,648.51				7,856,648.51
	7,856,648.51				7,856,648.51

2

28

		992,411.00			992,411.00

	60,750,831.80	69,297,634.80
	60,374,880.73	81,136,987.12
	121,125,712.53	150,434,621.92

5

2021	16,329,786.97		
2020	5,200,059.99	1,147,806.96	
2019	30,622,662.11	7,870,916.63	
2018	5,908,133.72	7,960,444.74	
2017	2,314,237.94	1,311,992.68	
2016		1,993,085.77	
	60,374,880.73	20,284,246.78	--

30

31

1

	225,000,000.00	
	225,000,000.00	0.00

2

32

33

34

35

1

	779,780,619.43	376,842,062.49
	541,633,465.00	
	2,424,844.48	1,789,702.50
	1,323,838,928.91	378,631,764.99

2

1

	22,452,500.00	
	13,047,771.00	
	35,500,271.00	--

36

1

	3,469,020,352.94	1,618,096,492.00
	20,096,181.96	17,608,024.36
	2,997,148.94	2,904,323.80
	3,492,113,683.84	1,638,608,840.16

2 1

3

37

1



38

	23,019,585.59	920,235.59
	164,956,288.81	104,169,032.21
	5,920,779.91	9,221,917.52
	1,001,979.37	2,102,576.89
	28,284,703.61	12,936,121.45
	575,130.13	812,447.27
	104,632.08	285,920.64
	299,500.61	807,104.50
	0.00	29,590,551.41
	224,162,600.11	160,845,907.48

39

	754,325.77	1,517,524.07
	31,297,135.74	31,297,135.74
	114,187.50	
	32,165,649.01	32,814,659.81

40

	2,069,969.59	14,514,593.65
	2,069,969.59	14,514,593.65

1

41

1

	32,292,859.15	43,876,146.76
	267,069,645.78	29,247,466.68
	12,044,801.32	11,722,044.42
	13,423,043.79	3,628,149.86
	324,830,350.04	88,473,807.72

2 **1**

	16,436,312.45	
	6,000,000.00	
	22,436,312.45	--

42

43

	23,000,000.00	51,000,000.00
	23,000,000.00	51,000,000.00

44

45

1

	562,000,000.00	733,000,000.00
	562,000,000.00	733,000,000.00

“ ” 2015

30,000

8,000.00

46

1

15	1,191,866,928.32	1,189,934,781.27
	1,191,866,928.32	1,189,934,781.27

2

15										

47

1

48

49

50

51

52

53

		+ —					
	3,183,922,485.00						3,183,922,485.00

54

1

2

55

	-1,691,403,872.41	916.07		-1,691,402,956.34
	-1,691,403,872.41	916.07		-1,691,402,956.34

56

57

58

59

	83,149,321.12			83,149,321.12
	83,149,321.12			83,149,321.12

60

		2,047,556,323.56	2,320,547,607.64
	+ -	0.00	9,126,115.99
		2,047,556,323.56	2,329,673,723.63
		148,934,401.83	103,265,173.26
			13,924,950.08
		95,517,674.55	159,196,124.25
			212,261,499.00

	2,100,973,050.84	2,047,556,323.56
--	------------------	------------------

1		0.00
2	0.00	
3	0.00	
4		0.00
5	0.00	

61

--	--

		250,896.50
	703,250.20	558,237.00
	3,336,295.98	7,384,602.03
	26,500,281.95	24,786,331.60

64

	25,709,334.75	27,125,127.14
	6,305,581.50	5,059,661.97
	5,995,453.14	10,550,977.15
	3,321,935.18	2,399,597.86
	2,568,454.14	2,362,888.54
	3,884,247.51	3,508,638.67
	7,242,253.92	5,367,439.57
	5,757,326.05	3,920,083.03
	536,749.84	1,149,193.87
	692,672.41	496,347.39
	439,329.57	376,685.32
	8,899,077.61	6,631,830.92
	71,352,415.62	68,948,471.43

65

	101,869,732.03	58,640,626.44
	879,873.50	1,957,469.81
	1,374,565.19	812,328.04
	102,364,423.72	57,495,484.67

66

	4,644,417.46	14,316,803.44

	3,845,885.47	29,355,292.96
	8,490,302.93	43,672,096.40

67

68

	12,633,287.01	37,377,511.37
	59,677,462.22	15,023,309.59
	72,310,749.23	52,400,820.96

69

		156,091.91	
		156,091.91	
	2,782,415.40	2,256,610.00	2,782,415.40
	1,901,171.07	949,347.01	1,901,171.07
	49,673.41	540,912.23	49,673.41
	4,733,259.88	3,902,961.15	4,733,259.88

								/
						138,000.00		
						2,644,415.40	2,256,610.00	

--	--	--



	5,196,719.00
	49,708,994.91

72

73

1

	81,806,295.69	1,147,122,648.62
	8,218,437,000.00	
	54,920,969.26	46,469,339.50
	879,873.50	1,957,469.81
	2,782,415.40	2,256,610.00
	939,690.25	
	8,359,766,244.10	1,197,806,067.93

2

	60,730,551.16	1,174,781,672.46
	8,285,247,000.00	
	55,492,335.04	42,164,419.95
	1,648,103.77	
	8,403,117,989.97	1,216,946,092.41

3

	6,410,000.00	

	6,410,000.00	0.00
--	--------------	------

4

		32,050,000.00
		32,050,000.00

5

	250,000,000.00	
	916.07	
	250,000,916.07	0.00

6

74

1

1	--	--
	148,934,401.83	103,265,173.26
	8,490,302.93	43,672,096.40
	28,825,274.90	26,995,093.47
	465,954.65	577,287.53
	“ ”	7,162.59
	“ ”	101,236,398.70
	“ ”	-72,310,749.23
		-52,400,820.96

	“ ”	-52,957,958.12	-10,336,244.19
	“ ”	-4,033,622.50	-9,087,905.76
	“ ”	-2,327,696,442.37	-265,430,386.05
	“ ”	-387,807,221.14	-125,977,276.80
	“ ”	2,738,384,600.35	890,622,427.41
		181,538,102.59	660,400,494.62
2		--	--
3		--	--
		791,951,516.14	280,470,357.82
		280,470,357.82	327,649,495.06
		511,481,158.32	-47,179,137.24

2

3

4

	791,951,516.14	280,470,357.82
	616,414.48	597,153.04
	791,335,101.66	279,873,204.78
	791,951,516.14	280,470,357.82

75

“ ”

76

	1,200,000.00	

	1,408,783,859.41	
	427,211,566.99	
	1,837,195,426.40	--

77

1

2

78

79

1

1

2

3

4

5

6

2

3

4

5

	100.00%	3,786,748.71	-6,213,251.29
	100.00%	49,981,273.25	-18,726.75
	100.00%	4,207.16	-792.84
	100.00%	-1,384,638.25	-1,384,638.25
	100.00%	99,488,553.89	-511,446.11
	100.00%	15,938.47	15,938.47
	100.00%	999,601.94	-398.06
	100.00%	49,836,584.89	-163,415.11
	100.00%	-345.60	-345.60
	100.00%	19,999,634.15	-365.85
	100.00%	-376.37	-376.37
	100.00%	-375.62	-375.62
	100.00%	-669.75	-669.75
	100.00%	-44,575.47	-44,575.47
[]	100.00%		

[]	100.00%		
RONG AN AUSTRALIA HOLDINGS PTY LTD[]	100.00%		

6

1

1

				100.00%	
					100.00%
				5.00%	95.00%

					100.00%	
				48.60%	51.40%	
				90.00%	10.00%	
				100.00%		
				100.00%		
					100.00%	
					100.00%	
					100.00%	

2

3

4

5

2

3

1



	54,834,108.92	261,412,906.16
	54,834,108.92	261,412,906.16
	94,226,994.34	166,938,463.24
	23,556,748.59	41,734,615.81
--	-56,185.57	-358,740.84
	23,500,563.02	41,375,874.97
	270,343,533.95	768,250,303.00
	-145,841.30	39,804.56
	16,846,006.94	49,867,461.09
	50,533,148.02	149,510,045.49
	50,533,148.02	149,510,045.49
	30,811,154.23	

3

4

5

6

7

8

4

5

6

1

2 1

2 1 5 4

2

2016 12 31

50

202

3

()

		1	1 3			1	1 3	
	22,500.00	22,500.00						
	132,383.89	132,383.89			37,863.18	37,863.18		
	2,408.24	2,408.24			1,467.18	1,467.18		
	32,483.04	32,483.04			8,847.38	8,847.38		
	2,300.00	2,300.00			5,100.00	5,100.00		
	56,200.00		28,000.00	28,200.00	73,300.00		41,100.00	32,200.00
[]	120,000.00			120,000.00	120,000.00			120,000.00

	345,775.17	169,575.17	28,000.00	148,200.00	173,277.74	53,277.74	41,100.00	152,200.00
--	------------	------------	-----------	------------	------------	-----------	-----------	------------

46

2015 8 7

120,000.00

5

1

/

			36,882,529.19
			6,123,021.00
		315,882.00	1,853,174.60

2

/

/

4A

-

6

7

	4,519,300.00	5,140,300.00

8

6

1

		20,945,944.00	2,094,594.40	22,345,944.00	1,117,297.20

2

		85,830.18	
		128,633.08	
		214,463.26	
		16,436,312.45	29,247,466.68
		250,633,333.33	

7

8

1

2

3

4

5

1

2016 12 31

2

1

1

2016 12 31

197,169.50

2

A

76

B

76

2

3

1

2

	0.00
	95,517,674.55

3

4

1

1 “ ”

“ ” 2016 12 30 “ ” 60%

2016-19 1,124,731,740

100% “ ”

60% 60%

65,099,120.40 2016 12 30 999,601.94 2016 12 30 2016 107,600,000.00

2016 12 31 -44,575.47 2017 1 4 2017 1 20

2 “ ” “ ”

“ ” “ ” 2017 3 20

“ ” “ ”

—— JD13-02-09A “ ”

75%

25%

100% “ ”

75% 37,500,000 75% 95,363,490 “ ”

2017 3 20 2017

2

2017 2 4

AUSTRALIAHOLDINGSPTY LTD	“	”	100%	3,942.88	”	RONGAN
	2016 9					2016 12 31

1

1

2

2

3

4

	8,291,856.57	10,420,130.95	6,192,699.00	5,454,976.15
	27,871,745.05	22,819,575.44	140,758,794.00	83,742,377.50
	5,375,392.00	4,757,510.04	15,874,742.00	13,720,223.24
	3,578,487.44	3,736,523.59	9,378,149.00	9,176,136.11
	13,809,523.81	13,871,393.29	22,707,200.00	9,969,925.55
	47,065,994.51	45,354,573.53	39,656,387.28	33,156,597.27
	710,481,973.65	551,892,615.88	713,620,111.00	537,575,776.65
	62,507,839.05	58,771,519.57		
A	684,210,209.42	493,747,227.14		
	86,599,176.75	79,411,796.33	93,718,371.56	82,451,513.46
	1,649,792,198.25	1,284,782,865.76	1,041,906,453.84	775,247,525.93

2

	50,318,358.78	22,822,408.55	45,043,273.23	22,822,408.52
	27,528,301.92		37,511,263.50	
	77,846,660.70	22,822,408.55	82,554,536.73	22,822,408.52


8

8

1

1

						30,547,544.44	100.00%	9,334,536.75	30.56%	21,213,007.69
						30,547,544.44	100.00%	9,334,536.75	30.56%	21,213,007.69



	6,445,917,335.56	100.00%	322,436,727.12	5.00%	6,123,480,608.44	4,514,553,551.43	100.00%	225,882,416.41	5.00%	4,288,671,135.02
--	------------------	---------	----------------	-------	------------------	------------------	---------	----------------	-------	------------------

1				
1		6,444,962,762.50	322,248,138.13	5.00%
1		6,444,962,762.50	322,248,138.13	5.00%
1	2	814,412.90	81,441.29	10.00%
2	3	37,828.00	11,348.40	30.00%
3		102,332.16	95,799.30	93.62%
3	4	10,332.16	6,199.30	60.00%
4	5	12,000.00	9,600.00	80.00%
5		80,000.00	80,000.00	100.00%
		6,445,917,335.56	322,436,727.12	5.00%

2

96,554,310.71

0.00

3

4

	268,997.06	312,854.67
	6,444,470,319.92	4,513,530,615.58
	1,178,018.58	710,081.18
	6,445,917,335.56	4,514,553,551.43

5

		1,936,372,742.73		30.04%	96,818,637.14
		1,261,010,403.46		19.56%	63,050,520.17
		1,120,343,473.54		17.38%	56,017,173.68
		302,721,000.00		4.70%	15,136,050.00
		295,000,000.00		4.58%	14,750,000.00
	--	4,915,447,619.73	--	76.26%	245,772,380.99

6

7

8

3

	2,142,756,519.40		2,142,756,519.40	2,073,756,519.40		2,073,756,519.40
	2,142,756,519.40		2,142,756,519.40	2,073,756,519.40		2,073,756,519.40

1

	219,022,581.90			219,022,581.90	
	1,950,614.81			1,950,614.81	
	3,937,481.16			3,937,481.16	
	299,415,066.79			299,415,066.79	
	870,293,060.71			870,293,060.71	
	652,757,714.03			652,757,714.03	
	5,000,000.00			5,000,000.00	
	5,180,000.00			5,180,000.00	
	6,200,000.00			6,200,000.00	
	10,000,000.00			10,000,000.00	
		9,000,000.00		9,000,000.00	
		50,000,000.00		50,000,000.00	
		10,000,000.00		10,000,000.00	
	2,073,756,519.40	69,000,000.00		2,142,756,519.40	

2

3

4

			711,898.68	647,180.62
	27,528,301.92		37,520,000.00	

	27,528,301.92		38,231,898.68	647,180.62
--	---------------	--	---------------	------------

5

				168,026,981.43
--	--	--	--	----------------

	3.24%	0.0324	0.0324
--	-------	--------	--------

3

4

1
2
3
4