



2012

2013 04

)

(

| | | |
|------|-------|-----|
| 2012 | | 2 |
| | | 2 |
| | | 5 |
| | | 7 |
| | | 9 |
| | | 19 |
| | | 26 |
| | | 29 |
| | | 35 |
| | | 39 |
| | | 41 |
| | | 125 |

| | | |
|--|--|----------------------|
| | | |
| | | |
| | | |
| | | |
| | | |
| | | |
| | | 2012 1 1 -2012 12 31 |

| | | | |
|--|---|----|--------|
| | | | 000517 |
| | | | |
| | | | |
| | | | |
| | RONGAN PROPERTY CO.,LTD. | | |
| | RONGAN PROPERTY | | |
| | | | |
| | 513 (14-12) | | |
| | 315010 | | |
| | 513 | 11 | 15 16 |
| | 315010 | | |
| | http://www.rongan.com.cn/ | | |
| | stock@000517.com | | |

| | | |
|--|------------------|------------------|
| | | |
| | | |
| | 513 | 513 |
| | 15 | 15 |
| | 0574-87312566 | 0574-87312566 |
| | 0574-87310668 | 0574-87310668 |
| | stock@000517.com | stock@000517.com |

| | |
|--|---|
| | |
| | http://www.szse.cn/ http://www.cninfo.com.cn/ |
| | |

| | | | | | |
|--|------------|------------------------------------|-----------------|-----------------|------------|
| | | | | | |
| | 1989 05 19 | | 3302001000354 | 330204144068565 | 14406856-5 |
| | 2011 06 15 | 513 14-12 | 330200000013909 | 330204144068565 | 14406856-5 |
| | | 1993 8 6 1999 10 31 2009 6 8 | | | |
| | | 1999 2009 4 10 78.02% | | | |

| | |
|--|--|
| | |
| | |
| | |

| | 2012 | 2011 | (%) | 2010 |
|---|------------------|------------------|---------|-------------------|
| | 2,056,054,459.29 | 1,627,407,093.35 | 26.34% | 1,249,938,654.88 |
| | 424,271,520.60 | 404,750,497.11 | 4.82% | 246,566,355.37 |
| | 366,779,350.43 | 292,546,657.63 | 25.37% | 248,858,674.68 |
| | 2,879,542,437.98 | -530,547,950.65 | 642.75% | -1,994,940,027.81 |
| / | 0.3998 | 0.3814 | 4.82% | 0.2323 |
| / | 0.3998 | 0.3814 | 4.82% | 0.2323 |
| % | 16.78% | 19.2% | -2.42% | 13.83% |

| | | | | |
|--|-----------------|----------------|---------------|----|
| | | | | |
| | | | 36,544.54 | |
| | -131,144,936.51 | -4,360,432.38 | -2,786,271.23 | |
| | -8,384,246.05 | 986,902.99 | -459,316.18 | |
| | 57,492,170.17 | 112,203,839.48 | -2,292,319.31 | -- |

1

1

2012

2012

9

2012

2012

20068 2011 47.92%
2012

50.7 20.56 26.34% 2012 6.32 52 55.31%
4.24 4.82% 0.40 / 4.82% 107.29
3.90% 28.02 21.26% 16.78% 73.89%
28.12%
2012 96.48 () 12.96
16.46

| | | m ² | m ² | | |
|--|--|----------------|----------------|---------|---------|
| | | 67785 | 205178 | 2011 5 | 2012 12 |
| | | 33301 | 96913 | 2011 9 | 2013 |
| | | 19300 | 56339 | 2011 10 | 2013 1 |
| | | 71293 | 156800 | 2011 11 | 2013 |
| | | 6238 | 43006 | | |
| | | 5231 | 37000 | | |
| | | 35392 | 76853 | 2012 5 | 2013 |
| | | 24202 | 88313 | 2012 6 | |
| | | 94940 | 284416 | | |

1

1,147,696,842.58 2,056,054,459.29 428,647,365.94 26.34%
223,917,404.39 24.24%

2

| | |
|---|---------------|
| | 47,616,074.00 |
| % | 2.32% |

5

| | | | % |
|---|--|---------------|-------|
| 1 | | 14,698,291.00 | 0.72% |
| 2 | | 8,598,109.00 | 0.42% |
| 3 | | 8,248,301.00 | 0.4% |
| 4 | | 8,107,431.00 | 0.39% |
| 5 | | 7,963,942.00 | 0.39% |
| | | 47,616,074.00 | 2.32% |

3

| | | 2012 | 2011 |
|--|--|------|------|
| | | | |

| | | | | | | |
|--|--|----------------|--------|----------------|--------|---------|
| | | 794,899,930.38 | 69.26% | 0.00 | 0% | 69.26% |
| | | 305,178.24 | 0.03% | 1,036,883.52 | 0.11% | -0.08% |
| | | 286,314,992.13 | 24.95% | 658,466,347.43 | 71.34% | -46.39% |
| | | 1,397,654.27 | 0.12% | 4,523,343.72 | 0.49% | -0.37% |
| | | 30,905,960.96 | 2.69% | 214,281,289.30 | 23.21% | -20.52% |
| | | 0.00 | 0% | 29,996,464.25 | 3.25% | -3.25% |
| | | 10,213,758.41 | 0.89% | 13,004,876.17 | , | |

| | | | |
|--|-------------------|------------------|----------|
| | 305,210,353.67 | 123,063,946.12 | 148.01% |
| | 21,868,788.06 | 21,902,105.14 | -0.15% |
| | 283,341,565.61 | 101,161,840.98 | 180.09% |
| | 2,197,678,360.11 | 3,632,000,000.00 | -39.49% |
| | 5,438,910,425.35 | 2,919,358,702.14 | 86.3% |
| | -3,241,232,065.24 | 712,641,297.86 | -554.82% |
| | -78,348,061.65 | 283,255,188.19 | -127.66% |

30%

| | | | (%) | % | % | % |
|--|------------------|------------------|--------|---------|-----------|---------|
| | 2,037,657,687.98 | 1,124,037,474.39 | 44.84% | 25.45% | 22% | 1.56% |
| | 18,044,724.65 | 23,657,083.39 | -31.1% | 842.13% | 1,258.67% | -40.19% |
| | 2,037,657,687.98 | 1,124,037,474.39 | 44.84% | 25.45% | 22% | 1.56% |
| | 18,044,724.65 | 23,657,083.39 | -31.1% | 842.13% | 1,258.67% | -40.19% |
| | 1,393,664,486.63 | 861,379,565.65 | 38.19% | 68.93% | 225.56% | -0.7% |
| | 662,037,926.00 | 286,314,992.13 | 56.75% | -44.52% | -56.52% | 11.94% |

1

| | 2012 | | 2011 | | % |
|--|------------------|--------|------------------|--------|---------|
| | | % | | % | |
| | 370,200,247.96 | 3.45% | 472,898,309.61 | 4.58% | -1.13% |
| | 15,371,045.07 | 0.14% | 20,039,631.75 | 0.19% | -0.05% |
| | 7,361,126,409.24 | 68.61% | 9,733,616,190.23 | 94.26% | -25.65% |
| | 223,615,807.58 | 2.08% | | | 2.08% |
| | 24,076,579.89 | 0.22% | 25,082,303.82 | 0.24% | -0.02% |
| | 10,391,545.54 | 0.1% | 9,689,535.30 | 0.09% | 0.01% |

2

| | 2012 | | 2011 | | % |
|--|----------------|-------|------------------|--------|--------|
| | | % | | % | |
| | 200,000,000.00 | 1.86% | 10,000,000.00 | 0.1% | 1.76% |
| | 533,000,000.00 | 4.97% | 1,056,000,000.00 | 10.23% | -5.26% |

1

2

3

1

| | | | | | | | () | () | |
|--|--|--|--|-----------|------------------|----------------|------------------|----------------|----------------|
| | | | | 500000000 | 3,344,612,967.91 | 732,267,576.25 | 1,495,566,540.00 | 204,245,016.89 | 154,922,686.19 |

| | | | 7,917.09 |
|--|--|--|----------|

1

2013

2

2013

80-140 C 90-160 B A B C A
3 2013 90
2013 37 35 2 10-15

1

2

3

4

5

6

4

5

1 2012

2013

2

3

1

| | | | |
|--|----------------|---------------|---|
| | | | |
| | 19,979,845.22 | -20,154.78 | 1 |
| | 184,136,000.28 | -4,863,999.72 | 2 |
| | 16,995,254.62 | 10,795,254.62 | 3 |
| | 10,038,604.49 | -2,352,034.05 | 4 |

1

2012 5 11

2,000.00

2010 2011

2012

| | | | % |
|------|------|----------------|----|
| 2012 | 0.00 | 424,271,520.60 | 0% |
| 2011 | 0.00 | 404,750,497.11 | 0% |
| 2010 | 0.00 | 246,566,355.37 | 0% |

1


2

2012

300

600

50



| |
|--|
| |
| |
| |
| |
| |
| |
| |
| |

| | | | | | | | | | | | | | |
|--|--|--|--|--|--|-----|--|--|--|--|--|--|--|
| | | | | | | (%) | | | | | | | |
|--|--|--|--|--|--|-----|--|--|--|--|--|--|--|

| | | | | | | | |
|--|--|--|--|--|--|--|--|
| | | | | | | | |
| | | | | | | | |

2

2012

2012

90% 10%

28890

3210

| | | | | | |
|----------|------|----|----|------|------|
| | | | | | |
| 2012-033 | 2012 | 10 | 08 | B019 | D029 |

1

| | | | | | | | | |
|----|--|--|--|---|----|--|--|--|
| | | | | | | | | |
| | | | | | | | | |
| A1 | | | | 0 | A2 | | | |

| | | | |
|----------|---------|--------|--------|
| B3 | | B4 | |
| | | | |
| A1+B1 | 52,950 | A2+B2 | 24,200 |
| A3+B3 | 101,052 | A4+B4 | 69,800 |
| A4+B4 | | 24,91% | |
| | | | |
| C | | 0 | |
| 70% D | | 1,000 | |
| 50% E | | 0 | |
| C+D+E | | 1,000 | |
| | | | |
| | | | |

2

| | | | | | | | | | | |
|--|--|--|--|--|--|--|--|--|--|--|
| | | | | | | | | | | |
|--|--|--|--|--|--|--|--|--|--|--|

| | |
|--|----|
| | |
| | 52 |
| | 4 |
| | |

2005 7 29

02



| | | | |
|----------|------|-------------|------------|
| 2012-018 | 2012 | D013 , | 2012 07 05 |
| 2012-019 | | | |
| 2012-020 | 2012 | D021 , | 2012 07 10 |
| 2012-021 | 2012 | D024 , | 2012 08 08 |
| 2012-022 | 2012 | | |
| 2012-023 | 2012 | D016 , A39 | 2012 08 16 |
| 2012-024 | | | |
| 2012-025 | 2012 | | |
| 2012-026 | 2012 | B005 , B180 | 2012 08 25 |
| 2012-027 | | D088 , B302 | 2012 08 28 |
| 2012-028 | 2012 | | |
| 2012-029 | 2012 | B012 , B005 | 2012 09 01 |
| 2012-030 | | | |

1

| | | 20,903 | 5 | | | | 23,515 |
|----|--|--------|-------------|--|-------------|-----------|-------------|
| 5% | | | | | | | |
| | | % | | | | | |
| | | 78.02% | 828,000,000 | | 828,000,000 | 0 | 467,054,546 |
| | | 6% | 63,667,851 | | 63,667,851 | 0 | 53,667,851 |
| | | 0.93% | 9,917,689 | | 9,917,689 | 0 | 7,760,000 |
| | | 0.36% | 3,825,097 | | 3,825,097 | 0 | |
| | | 0.28% | 3,000,000 | | 0 | 3,000,000 | |
| | | 0.25% | 2,673,738 | | 0 | 2,673,738 | |
| | | 0.21% | 2,274,998 | | 0 | 2,274,998 | |
| | | 0.21% | 2,239,139 | | 0 | 2,239,139 | |
| | | 0.21% | | | | | |

| | 4 | | |
|--|-----------|--|-----------|
| | | | |
| | 3,000,000 | | 3,000,000 |
| | 2,673,738 | | 2,673,738 |
| | 2,274,998 | | 2,274,998 |
| | 2,239,139 | | 2,239,139 |
| | 2,227,501 | | 2,227,501 |
| | 2,200,222 | | 2,200,222 |
| | 2,150,110 | | 2,150,110 |
| | 1,543,282 | | 1,543,282 |
| | 1,420,000 | | 1,420,000 |

| | |
|--|--|
| | |
|--|--|

3

| | | |
|--|--|--|
| | | |
|--|--|--|

| | | | | 50 | 2011 18 | 05 | 2014 17 | 05 | 0 | | | 0 |
|--|--|--|--|----|------------|----|------------|----|--------|--|--|--------|
| | | | | 56 | 2011 18 | 05 | 2014 17 | 05 | 50,000 | | | 50,000 |
| | | | | 60 | 2011 18 | 05 | 2014 17 | 05 | 0 | | | 0 |
| | | | | 41 | 2011 18 | 05 | 2014 17 | 05 | 50,000 | | | 50,000 |

1964 11

1979 9

1978 10

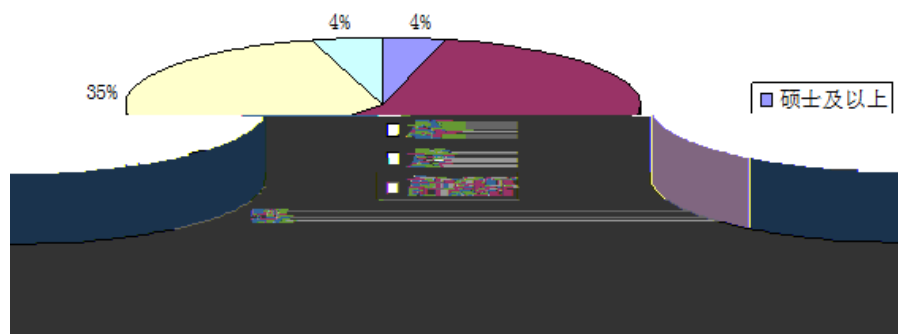
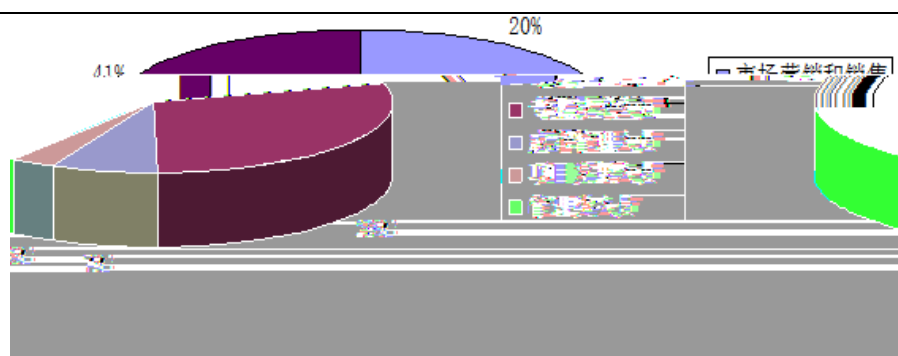
1976 1

1971 10

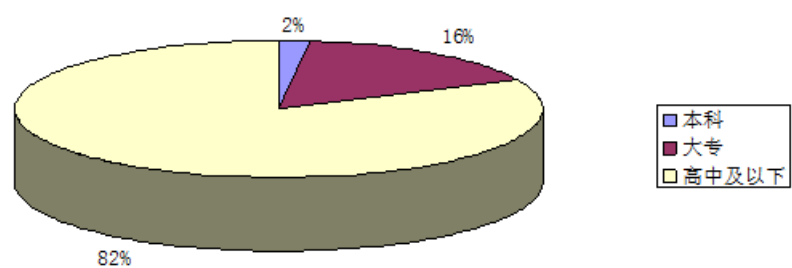
| | | | 1999 11 19 | | |
|--|--|--|------------|--|--|
| | | | 2011 01 22 | | |
| | | | 2011 05 01 | | |
| | | | 2011 01 22 | | |
| | | | 2011 04 02 | | |
| | | | 2008 05 01 | | |
| | | | | | |

| | | | 50 | | 0 | 34 | 34 |
|--|--|--|----|--|----|----|----|
| | | | 56 | | 0 | 75 | 75 |
| | | | 60 | | 0 | | 0 |
| | | | 41 | | 75 | 0 | 75 |
| | | | 43 | | 75 | 0 | 75 |
| | | | 41 | | 75 | 0 | 75 |
| | | | 50 | | 8 | 0 | 8 |
| | | | 51 | | 8 | 0 | 8 |

| | | |
|--|--|-----|
| | | 15 |
| | | 6 |
| | | 82 |
| | | 8 |
| | | 116 |
| | | 72 |
| | | 9 |



[Redacted text block]



3

2012 12 31

45

3675

13550

> , 2012 3 <

2010

2011

1

| | | | | | |
|--|--|--|--|--|--|
| | | | | | |
|--|--|--|--|--|--|

2011

2012 05

| | | | | | |
|------|------------|---|--------|------------|--------------|
| | | | 100% | | D013 |
| | | | 90.54% | | |
| 2012 | 2012 07 09 | < | | 2012 07 10 | D021 |
| | | > | | | |
| 2012 | 2012 08 24 | | | 2012 08 25 | B180 B005 |
| 2012 | 2012 08 31 | | | 2012 09 01 | B005 B012 |
| 2012 | 2012 10 25 | | 99.77% | 2012 10 26 | B256 D004 |
| | | | 100% | | |
| | | | 29.66% | | |

A.

2012 7 27

B.

2013 1 29

C.

2012 12 17

D.

2013 2 28

2

2012

1

2013 1 18

2

2013 2 27

2012

2012

2013 4 15

2012 12 31

2012

3

2013 1 18

2012

2012

2013 3 25

2012

4

2012

2012

2013

3

2

2012

2012

1

2012

2013 3 21 2013

2 2012

2012

2012

1

2

4

3

5

2012

2012 11

11

| | |
|--|------------|
| | |
| | |
| | 2013 04 23 |
| | |

2010 3 24

| | |
|--|------------|
| | |
| | 2013 04 19 |
| | |
| | 2013 00773 |

2012 12 31

2012

1

2

2012 12 31

2012

1

| | | |
|--|----------------|----------------|
| | | |
| | | |
| | 370,200,247.96 | 472,898,309.61 |
| | | |
| | | |
| | | |
| | 200,000.00 | 2,221,009.25 |
| | 15,371,045.07 | 20,039,631.84 |

| | | |
|--|--|--|
| | | |
| | | |

| | | |
|--|------------------|------------------|
| | 452,567.92 | |
| | 7,384,878,772.39 | 6,959,455,544.27 |
| | | |
| | 533,000,000.00 | 1,056,000,000.00 |
| | | |
| | | |
| | | |
| | 9,302,666.49 | |
| | | |
| | 542,302,666.49 | 1,056,000,000.00 |
| | 7,927,181,438.88 | 8,015,455,544.27 |
| | | |
| | 1,061,307,495.00 | 1,061,307,495.00 |
| | 66,958,770.08 | |
| | | |
| | | |
| | | |
| | 1,673,337,793.13 | 1,249,066,272.53 |
| | | |
| | 2,801,604,058.21 | 2,310,373,767.53 |
| | | |

| | | |
|--|------------------|------------------|
| | | |
| | | |
| | 29,620,319.36 | |
| | 1,332,591.65 | 1,088,587.16 |
| | | |
| | 338,306,549.14 | 142,771,008.51 |
| | 3,620,159,906.45 | 1,495,824,725.94 |
| | 1,984,305.81 | 9,342,731.49 |
| | | |
| | | |
| | 4,020,259,528.19 | 1,708,015,994.73 |
| | | |
| | | |
| | | |
| | 2,440,938,136.81 | 2,806,429,710.61 |
| | | |
| | 7,356,561.44 | 7,194,768.29 |
| | | |
| | | |
| | | |
| | | |
| | 1,326,242.05 | 1,113,299.17 |
| | | |
| | | |
| | | |
| | 652,605.87 | 230,262.17 |
| | | |
| | 2,450,273,546.17 | 2,814,968,040.24 |
| | 6,470,533,074.36 | 4,522,984,034.97 |
| | | |
| | | |

3

| | | |
|--|------------------|------------------|
| | | |
| | 2,056,054,459.29 | 1,627,407,093.35 |
| | 2,056,054,459.29 | 1,627,407,093.35 |
| | | |
| | | |
| | | |

| | | |
|--|----------------|----------------|
| | | |
| | 503,213,207.73 | 519,866,453.83 |
| | 78,941,687.13 | 115,115,956.72 |
| | 424,271,520.60 | 404,750,497.11 |
| | | |
| | 424,271,520.60 | 404,750,497.11 |
| | | |
| | -- | -- |
| | 0.3998 | 0.3814 |
| | 0.3998 | 0.3814 |
| | | |
| | 424,271,520.60 | 404,750,497.11 |
| | 424,271,520.60 | 404,750,497.11 |
| | | |

4

| | | |
|--|----------------|----------------|
| | | |
| | 261,604,418.08 | 21,930,075.72 |
| | 107,718,263.99 | 19,664,227.59 |
| | 8,125,176.24 | 70,910.25 |
| | 10,000.00 | |
| | 20,291,002.42 | 36,623,832.04 |
| | -152,847.35 | -33,562.78 |
| | 113,553,552.00 | 47,484,855.26 |
| | | |
| | 557,733,249.11 | 319,420,084.69 |
| | -805,723.93 | -258,256.92 |

| | | |
|--|----------------|----------------|
| | | |
| | 569,792,519.89 | 237,539,898.05 |
| | 4.46 | 110,218,494.95 |
| | 274,867.74 | 331,389.58 |
| | 3,606.32 | |
| | 569,517,656.61 | 347,427,003.42 |
| | | |

| | | |
|--|------------------|------------------|
| | | |
| | 136,209,549.15 | 17,568,670.33 |
| | 5,207,953,052.59 | 2,625,736,202.59 |
| | 1,077,513,533.79 | 2,732,258,815.66 |
| | | |
| | | |
| | | |
| | | |
| | | |
| | 68,312,115.14 | 57,518,942.08 |
| | 429,886,746.54 | 287,243,152.86 |
| | 752,698,219.14 | 79,263,242.64 |
| | 2,328,410,614.61 | 3,156,284,153.24 |
| | 2,879,542,437.98 | -530,547,950.65 |
| | | |
| | 1,210,000.00 | |
| | | |
| | 900.00 | 123,063,946.12 |
| | 303,999,453.67 | |
| | | |
| | 305,210,353.67 | 123,063,946.12 |
| | 2,088,293.25 | 4,752,105.14 |
| | | 17,150,000.00 |
| | | |
| | 19,780,494.81 | |
| | | |
| | 21,868,788.06 | 21,902,105.14 |
| | 283,341,565.61 | 101,161,840.98 |
| | | |
| | | |

| | | |
|--|------------------|------------------|
| | | |
| | 2,108,400,000.00 | 3,632,000,000.00 |
| | | |
| | 89,278,360.11 | |
| | 2,197,678,360.11 | 3,632,000,000.00 |

| | | |
|--|-------------------|-------------------|
| | 9,399,914,125.31 | 6,353,356,442.10 |
| | 821,895,880.33 | -1,305,677,813.71 |
| | | |
| | | |
| | 173,467,642.23 | 172,400,000.00 |
| | 900.00 | 122,988,946.30 |
| | 288,900,000.00 | |
| | | |
| | 462,368,542.23 | 295,388,946.30 |
| | 1,875,868.52 | 1,764,095.14 |
| | | 78,330,000.00 |
| | 26,200,000.00 | |
| | | |
| | 28,075,868.52 | 80,094,095.14 |
| | 434,292,673.71 | 215,294,851.16 |
| | | |
| | | |
| | 1,681,400,000.00 | 2,705,000,000.00 |
| | | |
| | 89,278,360.11 | |
| | 1,770,678,360.11 | 2,705,000,000.00 |
| | 3,057,000,000.00 | 1,565,000,000.00 |
| | | |
| | | |
| | 3,057,000,000.00 | 1,565,000,000.00 |
| | -1,286,321,639.89 | 1,140,000,000.00 |
| | | |
| | -30,133,085.85 | 49,617,037.45 |
| | 58,988,941.63 | 9,371,904.18 |
| | 28,855,855.78 | 58,988,941.63 |

7

| | 1,061,307,495.00 | | | | | | 1,249,066,272.53 | | | 2,310,373,767.53 |
|--|------------------|---------------|--|--|--|--|------------------|--|--|------------------|
| | | | | | | | | | | |
| | | | | | | | | | | |
| | 1,061,307,495.00 | | | | | | 1,249,066,272.53 | | | 2,310,373,767.53 |
| | | 66,958,770.08 | | | | | 424,271,520.60 | | | 491,230,290.68 |

| | | | | | | | | | | |
|---|------------------|---------------|--|--|--|--|------------------|--|--|------------------|
| 3 | | | | | | | | | | |
| 4 | | | | | | | | | | |
| | | | | | | | | | | |
| 1 | | | | | | | | | | |
| 2 | | | | | | | | | | |
| 3 | | | | | | | | | | |
| 4 | | | | | | | | | | |
| | | | | | | | | | | |
| 1 | | | | | | | | | | |
| 2 | | | | | | | | | | |
| | | | | | | | | | | |
| | 1,061,307,495.00 | 66,958,770.08 | | | | | 1,673,337,793.13 | | | 2,801,604,058.21 |

| | 1,061,307,495.00 | | | | | | 844,315,775.42 | | | 1,905,623,270.42 |
|--|------------------|--|--|--|--|--|----------------|--|--|------------------|
| | | | | | | | | | | |
| | | | | | | | | | | |
| | | | | | | | | | | |
| | | | | | | | | | | |
| | 1,061,307,495.00 | | | | | | 844,315,775.42 | | | 1,905,623,270.42 |
| | | | | | | | 404,750,497.11 | | | 404,750,497.11 |

| | | | | | | | | | | |
|---|--|--|--|--|--|--|--------------------|--|--|--------------------|
| | | | | | | | 404,750, 497.11 | | | 404,750,49 7.11 |
| | | | | | | | | | | |
| | | | | | | | 404,750, 497.11 | | | 404,750,49 7.11 |
| | | | | | | | | | | |
| 1 | | | | | | | | | | |
| 2 | | | | | | | | | | |
| 3 | | | | | | | | | | |
| | | | | | | | | | | |
| 1 | | | | | | | | | | |
| 2 | | | | | | | | | | |
| 3 | | | | | | | | | | |
| 4 | | | | | | | | | | |
| | | | | | | | | | | |
| 1 | | | | | | | | | | |
| 2 | | | | | | | | | | |
| 3 | | | | | | | | | | |
| 4 | | | | | | | | | | |
| | | | | | | | | | | |
| 1 | | | | | | | | | | |
| 2 | | | | | | | | | | |
| | | | | | | | | | | |

4,001,0
 07,495.
 00

| | 1,061,307, 495.00 | 2,416,974, 950.79 | | | 38,114,576 .67 | | -714,675.0 69.10 | 2,801,721, 953.36 |
|--|----------------------|----------------------|--|--|-------------------|--|---------------------|----------------------|
| | | | | | | | | |
| | | | | | | | | |
| | | | | | | | | |
| | 1,061,307, 495.00 | 2,416,974, 950.79 | | | 38,114,576 .67 | | -714,675.0 69.10 | 2,801,721, 953.36 |
| | | 66,958,770 .08 | | | | | | |

| | | | | | | | | |
|---|----------------------|----------------------|--|--|-------------------|--|---------------------|----------------------|
| 2 | | | | | | | | |
| | | | | | | | | |
| | 1,061,307, 495.00 | 2,483,933, 720.87 | | | 38,114,576 .67 | | -144,735,0 68.79 | 3,438,620, 723.75 |

| | | | | | | | | |
|---|----------------------|----------------------|--|--|-------------------|--|-----------------------|----------------------|
| | | | | | | | | |
| | | | | | | | | |
| | 1,061,307, 495.00 | 2,416,974, 950.79 | | | 38,114,576 .67 | | -1,062,227, 043.41 | 2,454,169, 979.05 |
| | | | | | | | | |
| | | | | | | | | |
| | 1,061,307, 495.00 | 2,416,974, 950.79 | | | 38,114,576 .67 | | -1,062,227, 043.41 | 2,454,169, 979.05 |
| | | | | | | | 347,551,97 4.31 | 347,551,97 4.31 |
| | | | | | | | 347,551,97 4.31 | 347,551,97 4.31 |
| | | | | | | | | |
| | | | | | | | 347,551,97 4.31 | 347,551,97 4.31 |
| | | | | | | | | |
| 1 | | | | | | | | |
| 2 | | | | | | | | |
| 3 | | | | | | | | |
| | | | | | | | | |
| 1 | | | | | | | | |
| 2 | | | | | | | | |
| 3 | | | | | | | | |
| 4 | | | | | | | | |
| | | | | | | | | |
| 1 | | | | | | | | |
| 2 | | | | | | | | |

| | | | | | | | | |
|---|--|--|--|--|--|--|--|--|
| 3 | | | | | | | | |
| 4 | | | | | | | | |
| | | | | | | | | |
| 1 | | | | | | | | |
| 2 | | | | | | | | |

2

3

1 1 12 31

4

5

1

2

6

1

2

7

8

1

2

9

1

2

3

A
B

4

5

6

A

B

7

10

1

| | |
|--|------|
| | 1000 |
| | |

2

| | | |
|--|--|--|
| | | |
| | | |

| | (%) | (%) |
|-----|------|------|
| 1 1 | 5% | 5% |
| 1 2 | 10% | 10% |
| 2 3 | 30% | 30% |
| 3 4 | 60% | 60% |
| 4 5 | 80% | 80% |
| 5 | 100% | 100% |

3

| | |
|--|--|
| | |
| | |

11

1

2

3

4

5

12

1

A

B

A

B

C

2

6

3

4

13

1
2
3

4

14

1

2

3

| | | % | % |
|--|-------|----|--------|
| | 20-40 | 5% | 4.75% |
| | 10-15 | 5% | 9.5% |
| | 4-5 | 5% | 23.75% |
| | 3-5 | 5% | 31.67% |

4

5

15

1

2

3

16

1

2

3

3

4

17

18

19

1

2

3

4

5

6

A

B

C

D

E

20

21

22

1

2

23

1

2

3

4

24

25

1

2

3

4

A

B

26

1

2

27

1

2

28

1

1

2

2

3

29

1

2

30

31

32

1

2

33

1

2

34

1

| | | |
|--|--|-----|
| | | |
| | | 17% |

| | | | | | | | | | | | | | |
|--|--|--|--|--|--|--|--|--|--|--|--|--|--|
| | | | | | | | | | | | | | |
|--|--|--|--|--|--|--|--|--|--|--|--|--|--|

| | | | | | | | | | | | | | |
|--|--|--|--|---------------|--|---------------|--|------|------|--|--|--|--|
| | | | | 30,000. 00 | | 30,000. 00 | | 100% | 100% | | | | |
| | | | | 10,000. 00 | | 10,000. 00 | | 100% | 100% | | | | |

35,000.
00 35,000.
00 100% 100%

| | | | | | | | | | | | | | |
|--|--|--|--|--------|--|--------|--|------|------|--|--|--|--|
| | | | | 620.00 | | 620.00 | | 100% | 100% | | | | |
|--|--|--|--|--------|--|--------|--|------|------|--|--|--|--|

2

3

| | | | | | | | | | | | | | |
|--|--|--|--|----------|--|----------|--|------|------|--|--|--|--|
| | | | | | | | | (%) | (%) | | | | |
| | | | | 2,000.00 | | 2,000.00 | | 100% | 100% | | | | |

2012 8 31

2,000

100%

90%

10%

100%

2012 10

2

3

4

1 2012 5 11 2,000.00

[2012]008

2 2012 3 22

18,900.00 [2012]005

[2012]011

3 2012 1 4 620.00

[2011]071

4 2012 8 31 2,000

100% 90% 10%

100% 2012 10

1

2012

28,890.00 3,210.00 90%

10% 2012 10 26 2012 11 1

4

| | | |
|--|----------------|---------------|
| | | |
| | 19,979,845.22 | -20,154.78 |
| | 184,136,000.28 | -4,863,999.72 |
| | 16,995,254.62 | 10,795,254.62 |
| | 10,038,604.49 | -2,352,034.05 |

| | | |
|--|----------------|----------------|
| | | |
| | 215,438,840.67 | 154,409,931.93 |

5

6

| | | |
|--|--------------|--|
| | | |
| | 7,856,648.51 | |

7

8

9

10

1

| | | | | | | |
|---|----|----|----------------|----|----|----------------|
| | | | | | | |
| | | | | | | |
| : | -- | -- | 632,353.49 | -- | -- | 630,497.14 |
| | -- | -- | 632,353.49 | -- | -- | 630,497.14 |
| | -- | -- | 369,567,894.47 | -- | -- | 447,915,213.10 |
| | -- | -- | 369,567,894.47 | -- | -- | 447,915,213.10 |
| | -- | -- | 0.00 | -- | -- | 24,352,599.37 |
| | -- | -- | 0.00 | -- | -- | 24,352,599.37 |
| | -- | -- | 370,200,247.96 | -- | -- | 472,898,309.61 |

2

1

2

3

3

1

| | | |
|--|------------|--------------|
| | | |
| | 200,000.00 | 2,221,009.25 |
| | 200,000.00 | 2,221,009.25 |

2

3

4

5

1



| | | | | | | |
|--|---------------|----|--------------|---------------|----|--------------|
| | 16,537,231.79 | -- | 1,166,186.72 | 21,525,665.00 | -- | 1,486,033.25 |
|--|---------------|----|--------------|---------------|----|--------------|

2

3

4

5 5

5

| | | | | (%) |
|--|----|--------------|-----|--------|
| | | 3,108,715.00 | 1-2 | 18.8% |
| | | 1,000,000.00 | 1-2 | 6.05% |
| | | 1,000,000.00 | 1-2 | 6.05% |
| | | 500,000.00 | 1 | 3.02% |
| | | 250,000.00 | 1 | 1.51% |
| | -- | 5,858,715.00 | -- | 35.43% |


6

7

8

7

1



| | | | | | | |
|---|---------------|------|--------------|---------------|-------|--------------|
| 5 | 361,700.00 | 1.4% | 361,700.00 | 348,000.00 | 1.43% | 348,000.00 |
| | 25,795,585.68 | -- | 5,494,235.83 | 24,420,629.42 | -- | 3,951,473.37 |

7

8

9

8

1

| | | % | | % |
|-----|--------------|--------|--------------|--------|
| 1 | 8,391,657.38 | 89.72% | 5,823,395.24 | 78.69% |
| 1 2 | 387,025.76 | 4.14% | 1,577,286.76 | 21.31% |
| 2 3 | 573,970.96 | 6.14% | | |
| | 9,352,654.10 | -- | 7,400,682.00 | -- |

2

| | | | | |
|--|--|--------------|--|--|
| | | 1,226,142.00 | | |
| | | 1,000,000.00 | | |
| | | 298,355.88 | | |
| | | 243,892.89 | | |

4

9

1

| | 1,984,305.81 | | 1,984,305.81 | 12,420,731.49 | 12,420,731.49 |
|--|------------------|--|------------------|------------------|------------------|
| | 5,736,565,808.42 | | 5,736,565,808.42 | 9,212,004,311.04 | 9,212,004,311.04 |
| | 1,622,475,220.10 | | 1,622,475,220.10 | 509,191,147.70 | 509,191,147.70 |
| | 101,074.91 | | 101,074.91 | | |
| | 7,361,126,409.24 | | 7,361,126,409.24 | 9,733,616,190.23 | 9,733,616,190.23 |

2

3

4

| | | | | | |
|---------|------|---------|---------|------------------|------------------|
| | | | | | |
| | [3] | 2009 7 | 2013 6 | 168,315,643.48 | 1,289,650,194.83 |
| 5 | [1] | 2007 6 | | | 136,290,334.50 |
| | | 2010 6 | 2013 1 | 732,744,329.23 | 653,052,682.40 |
| A-03-4 | | 2006 9 | 2012 7 | | 273,349,631.21 |
| | | 2010 10 | 2013 6 | 842,250,046.07 | 734,940,554.49 |
| | | 2011 5 | 2013 9 | 1,301,022,624.12 | 1,088,415,888.28 |
| II-3-E | | 2011 6 | 2013 11 | 645,128,895.06 | 548,183,973.04 |
| 4 | | 2011 9 | 2013 11 | 1,092,425,467.79 | 955,154,208.90 |
| 22# A B | | 2011 12 | 2015 3 | 941,238,177.04 | 904,214,643.32 |
| | | | | 5,723,125,182.79 | 6,583,252,110.97 |
| | | | | | |

| | | | | |
|------|---------|---------|------------------|------------------|
| | | | | |
| [2] | | | | 2,615,470,574.44 |
| | 2012 12 | 2015 12 | 13,440,625.63 | 13,281,625.63 |
| | | | 13,440,625.63 | 2,628,752,200.07 |
| | | | 5,736,565,808.42 | 9,212,004,311.04 |

| | | | | |
|--|----------------|----------------|----------------|----------------|
| | | | | |
| | 607,172,829.77 | 228,794,002.89 | 455,585,788.72 | 380,381,043.94 |

10

| | | | |
|--|--|------------|---|
| | | | |
| | | 166,873.43 | 0 |
| | | 166,873.43 | 0 |

11

1

2

12

1

2

13

| | | |
|--|--|--|
| | | |
|--|--|--|

| | | |
|--|------------------|---|
| | 1,334,950,865.55 | 0 |
| | 1,334,950,865.55 | 0 |

14

| | | | | | | | |
|--|-----|-----|----------------|----------------|---------------|--|---------------|
| | (%) | (%) | | | | | |
| | 49% | 49% | 209,567,277.17 | 161,043,644.73 | 48,523,632.44 | | -1,644,334.55 |

15

1

| | | | | | | | | | | | |
|--|--|---------------|---------------|-------------|---------------|-----|-----|--|--|--|--|
| | | | | | | (%) | (%) | | | | |
| | | 26,950,000.00 | 24,582,303.82 | -805,723.93 | 23,776,579.89 | 49% | 49% | | | | |
| | | 200,000.00 | 200,000.00 | -200,000.00 | 0.00 | | | | | | |

16

1

| | | | | |
|----|--|----------------|--|----------------|
| | | | | |
| | | 228,866,284.53 | | 228,866,284.53 |
| 1. | | 228,866,284.53 | | 228,866,284.53 |
| | | 5,250,476.95 | | 5,250,476.95 |
| 1. | | 5,250,476.95 | | 5,250,476.95 |
| | | 223,615,807.58 | | 223,615,807.58 |
| 1. | | 223,615,807.58 | | 223,615,807.58 |
| | | 223,615,807.58 | | 223,615,807.58 |
| | | | | |

| | | | | | |
|--|--------------|--|--------------|--|--------------|
| | 3,113,442.87 | | 421,588.76 | | 3,535,031.63 |
| | | | 816,014.93 | | 816,014.93 |
| | 1,091,666.94 | | 1,064,639.05 | | |

18

1

2

3

4

5

19

20

21

22

23

1

| | | | | |
|--|--|--|--|--|
| | | | | |
|--|--|--|--|--|

| | | | | |
|--|--------------|------------|----------|--------------|
| | 1,347,988.04 | 535,299.15 | 6,000.00 | 1,877,287.19 |
| | 1,347,988.04 | 535,299.15 | 6,000.00 | 1,877,287.19 |
| | 232,277.77 | 323,289.63 | 6,000.00 | 549,567.40 |
| | 232,277.77 | 323,289.63 | 6,000.00 | 549,567.40 |
| | 1,115,710.27 | 212,009.52 | | 1,327,719.79 |
| | 1,115,710.27 | 212,009.52 | | 1,327,719.79 |
| | | | | |
| | 1,115,710.27 | 212,009.52 | | 1,327,719.79 |
| | 1,115,710.27 | 212,009.52 | | 1,327,719.79 |

323,289.63

2

24

| | | | | |
|--|------|--------------|--|--------------|
| | | | | |
| | 0.00 | 7,856,648.51 | | 7,856,648.51 |
| | | 7,856,648.51 | | 7,856,648.51 |

25

26

1

| | | |
|-----|--------------|--------------|
| | | |
| | | |
| | 1,665,105.65 | 1,359,376.66 |
| | 3,066,847.94 | 3,008,021.33 |
| 15% | 175,690.00 | 795,149.45 |

| | | |
|--|----------------|---------------|
| | 78,398,979.05 | 28,134,236.08 |
| | 123,564,624.81 | 33,296,783.52 |
| | | |
| | 9,302,666.49 | |
| | 9,302,666.49 | |

2

| | | | | |
|--|----------------|--|---------------|--|
| | | | | |
| | 123,564,624.81 | | 33,296,783.52 | |
| | 9,302,666.49 | | | |

27

| | | | | |
|--|--|--|--|--|
| | | | | |
|--|--|--|--|--|

2

30

31

32

1

| | | |
|--|------------------|----------------|
| | | |
| | 1,002,723,440.68 | 913,845,182.85 |
| | 1,002,723,440.68 | 913,845,182.85 |

2

5 5

3

| | | |
|--|------------------|----------------|
| | 644,882,598.00 | 205,305,769.00 |
| | 1,546,106,043.00 | 257,503,351.00 |

| | | |
|--|----------------|----------------|
| | 147,874,464.50 | 143,290,298.17 |
| | 953,936.50 | 476,911.07 |
| | -9,584,221.85 | -4,085,800.37 |
| | 111,512,436.75 | 101,525,591.03 |
| | 118,272,267.12 | 192,865,637.38 |

36

| | | |
|--|--------------|----------------|
| | | |
| | 2,277,257.82 | 5,840,819.95 |
| | 738,894.85 | 123,475,451.06 |
| | 3,016,152.67 | 129,316,271.01 |

37

| | | | |
|--|------------|------------|----|
| | | | |
| | 492,358.24 | 492,358.24 | |
| | 492,358.24 | 492,358.24 | -- |

38

1

| | | |
|--|----------------|------------------|
| | | |
| | 687,810,691.44 | 2,030,870,574.37 |
| | 687,810,691.44 | 2,030,870,574.37 |

2

5 5

| | | |
|--|----------------|------------------|
| | | |
| | 600,564,888.41 | 1,976,164,888.41 |
| | 600,564,888.41 | |

3

| | | |
|--|----------------|------------------|
| | | |
| | 600,564,888.41 | 1,976,164,888.41 |
| | 600,564,888.41 | 1,976,164,888.41 |

4

| | | |
|--|----------------|--|
| | | |
| | 600,564,888.41 | |
| | 12,926,503.00 | |
| | 6,386,864.00 | |
| | 6,026,600.00 | |
| | 3,000,000.00 | |
| | 3,000,000.00 | |
| | 631,904,855.41 | |

39**40****1**

| | | |
|---|----------------|--|
| | | |
| 1 | 450,000,000.00 | |

| | | | | % | | | | |
|--|---------------|---------------|----|-------|----|--------------------|----|--------------------|
| | | | | | | | | |
| | 2010 09 02 | 2013 07 08 | | 6.15% | | 100,000,000. 00 | | 100,000,000. 00 |
| | 2010 10 08 | 2013 07 08 | | 6.15% | | 100,000,000. 00 | | 100,000,000. 00 |
| | 2011 10 19 | 2013 12 19 | | 6.46% | | 100,000,000. 00 | | 100,000,000. 00 |
| | 2011 07 15 | 2013 12 19 | | 6.46% | | 50,000,000.0 0 | | 50,000,000.0 0 |
| | 2011 07 15 | 2013 12 19 | | 6.46% | | 40,000,000.0 0 | | 40,000,000.0 0 |
| | -- | -- | -- | -- | -- | 390,000,000. 00 | -- | 390,000,000. 00 |

3

4

41

| | | |
|--|--|--|
| | | |
|--|--|--|

| | | |
|--|----------------|------------------|
| | 533,000,000.00 | 1,056,000,000.00 |
|--|----------------|------------------|

2

| | | | | % | | | | |
|--|---------------|---------------|----|-------|----|--------------------|----|--------------------|
| | 2011 01 07 | 2014 01 06 | | 6.77% | | 80,000,000.0 0 | | 80,000,000.0 0 |
| | 2011 12 22 | 2014 06 21 | | 6.77% | | 80,000,000.0 0 | | 80,000,000.0 0 |
| | 2011 09 23 | 2014 01 06 | | 6.77% | | 70,000,000.0 0 | | 70,000,000.0 0 |
| | 2011 06 15 | 2014 06 14 | | 6.21% | | 40,000,000.0 0 | | 40,000,000.0 0 |
| | 2012 06 21 | 2014 03 31 | | 6.77% | | 40,000,000.0 0 | | 40,000,000.0 0 |
| | | | | | | | | |
| | -- | -- | -- | -- | -- | 310,000,000. 00 | -- | 310,000,000. 00 |

43

44

1

2

45

46

47

| | | | | | | | |
|--|----------------------|--|--|--|--|--|----------------------|
| | | | | | | | |
| | | | | | | | |
| | 1,061,307,495. 00 | | | | | | 1,061,307,495. 00 |

48

49

50

| | | | | |
|--|--|---------------|--|---------------|
| | | | | |
| | | 66,958,770.08 | | 66,958,770.08 |
| | | 66,958,770.08 | | 66,958,770.08 |

8

100%

70,678,360.11

2012 11

2004 5 12

A-03-4

30%

1,860.00

1,860.00

22,319,590.03

51

52

53

| | | | |
|--|--|------------------|--|
| | | 1,249,066,272.53 | |
|--|--|------------------|--|

4

| | | | | |
|--|--|--|--|--|
| | | | | |
| | | | | |

1,393,66



59



| | | |
|--|----------------|--------------|
| | 613,465.85 | 3,493,520.49 |
| | -73,543,631.82 | |
| | -69,381,479.99 | 3,004,070.85 |

60

61

1

| | | |
|--|----------------|-------------|
| | | |
| | -805,723.93 | -258,256.92 |
| | 106,571,159.33 | |
| | 105,765,435.40 | -258,256.92 |

2

3

| | | | |
|--|--|--|--|
| | | | |
|--|--|--|--|

| | | |
|---|---------|----------------|
| 1 | 100.00% | 105,561,159.33 |
| 2 | 10% | 1,010,000.00 |

62

| | | |
|--|--------------|--------------|
| | | |
| | 1,826,359.48 | 3,152,685.59 |
| | 1,826,359.48 | 3,152,685.59 |

63

1

| | | | |
|--|------------|----------------|------------|
| | | | |
| | | 111,567,119.15 | |
| | 142,101.00 | 6,008,900.00 | 142,101.00 |
| | 64,300.00 | | 64,300.00 |
| | 15,000.00 | 65,001.84 | 15,000.00 |
| | 147,074.13 | 177,826.01 | 147,074.13 |
| | 368,475.13 | 117,818,847.00 | 368,475.13 |

2

| | | | |
|--|------------|--------------|----|
| | | | |
| | 142,101.00 | 6,008,900.00 | |
| | 142,101.00 | 6,008,900.00 | -- |

64

65

| | | |
|--|----------------|----------------|
| | | |
| | 160,407,917.70 | 123,355,028.52 |
| | -81,466,230.57 | -8,239,071.80 |
| | 78,941,687.13 | 115,115,956.72 |

66

| | | |
|--|------------------|------------------|
| | | |
| | 424,271,520.60 | 404,750,497.11 |
| | 366,779,350.43 | 292,546,657.62 |
| | 1,061,307,495.00 | 1,061,307,495.00 |
| | | |
| | | |
| | | |
| | | |
| | 12 | 12 |
| | | |
| | | |

2

| | |
|--|----------------|
| | |
| | 689,122,670.59 |
| | 63,575,548.55 |
| | 752,698,219.14 |

3**4****5**

| | |
|---|---------------|
| | |
| (| 89,278,360.11 |
| | 89,278,360.11 |

| | | |
|---|-------------------|-------------------|
| | 4,057,187.30 | 57,399.99 |
| | -105,765,435.40 | 258,256.92 |
| | -90,709,506.12 | -8,239,071.80 |
| | 9,302,666.49 | |
| | 2,317,402,692.46 | -3,559,892,083.16 |
| | -2,541,004,220.55 | 887,788,113.93 |
| | 2,852,422,675.98 | 1,850,375,661.54 |
| | 2,879,542,437.98 | -530,547,950.65 |
| 2 | -- | -- |
| 3 | -- | -- |
| | 370,200,247.96 | 448,548,309.61 |
| | 448,548,309.61 | 165,293,121.42 |
| | -78,348,061.65 | 283,255,188.19 |

| | | |
|--|----------------|--|
| | 873,214,793.23 | |
| | 815,980.77 | |
| | 658,591,933.33 | |

3

| | | |
|--|----------------|----------------|
| | | |
| | 370,200,247.96 | 448,548,309.61 |
| | 632,353.49 | 630,497.14 |
| | 369,567,894.47 | 447,915,213.10 |
| | | 2,599.37 |
| | 370,200,247.96 | 448,548,309.61 |

70

1

2

1



50%

2

| | | | | | | | | | |
|--|--|--|--|--|--|--|-----|-----|--|
| | | | | | | | (%) | (%) | |
|--|--|--|--|--|--|--|-----|-----|--|

| | | | | | | | | | |
|------|--|--|-------------------|--|--|--------|------|------|------------|
| | | | | | | | | | |
| [4] | | | 26 309 | | | 45,000 | 100% | 100% | 69138217-4 |
| [5] | | | (5) | | | 50,000 | 100% | 100% | 69507386-2 |
| [6] | | | | | | 70,000 | 100% | 100% | 55112023-6 |
| [7] | | | 115 438 | | | 50,000 | 100% | 100% | 56055550-6 |
| [8] | | | 668 501 | | | 30,000 | 100% | 100% | 55799074-2 |
| [9] | | | 29-B 29-C 29-D | | | 10,000 | 100% | 100% | 56589516-3 |

| | | | | | | | | | |
|-------|--|--|-----------------|--|--|--------|------|------|------------|
| [10] | | | 160 3-13 | | | 35,000 | 100% | 100% | 57366815-5 |
| [11] | | | 700 18 | | | 500 | 100% | 100% | 72040234-x |
| | | | 513 11-12 | | | 500 | 100% | 100% | 56387819-1 |
| [12] | | | 513 14-12 -8 | | | 600 | 100% | 100% | 56388919-x |
| [13] | | | 513 14-12 -7 | | | 500 | 100% | 100% | 56388969-1 |
| | | | 513 15-12 | | | 518 | 100% | 100% | 57366278-1 |
| | | | 1 523 | | | 2,000 | 100% | 100% | 59536146-1 |
| [14] | | | 106 | | | 2,000 | 100% | 100% | 66287146-2 |

| | | | | | | | | | |
|-------|--|--|--------|--|--|--------|------|------|------------|
| | | | | | | | | | |
| | | | 1 | | | 620 | 100% | 100% | 58748423-4 |
| | | | 149 | | | | | | |
| [15] | | | 700 17 | | | 18,900 | 100% | 100% | 59157318-4 |

3

| | | | | | | | | | |
|--|--|--|--|--|-------|-----|-----|--|------------|
| | | | | | | (%) | (%) | | |
| | | | | | | | | | |
| | | | | | 5,500 | 49% | 49% | | 66206554-0 |
| | | | | | | | | | |

4

| | | | | | | | | | |
|--|--|--|--|--|--|--|--|--|--|
| | | | | | | | | | |
|--|--|--|--|--|--|--|--|--|--|

| | | |
|--|--|--|
| | | |
|--|--|--|

5

1

2 /

3

4

| | | | | | |
|--|--|----------|------------|------------|--|
| | | | | | |
| | | 1,000.00 | 2011 10 20 | 2014 10 20 | |

5

10%

121.00

6

| | | 600,564,888.41 | 1,976,164,888.41 |
|--|--|----------------|------------------|
| | | 738,894.85 | 123,475,451.06 |

1

2

3

4

5

1

2

1,304,232,000.00

1

2

| | |
|--|------|
| | 0.00 |
| | 0.00 |

3

1

2

3

4

5

6

7

1 2005 7 29 , (02),

2

8

8

1

1

| | | (%) | | (%) | | (%) | | (%) |
|--|---------------|------|--------------|-----|--|-----|--|-----|
| | 31,179,283.54 | 100% | 1,558,964.18 | 5% | | | | |
| | 31,179,283.54 | 100% | 1,558,964.18 | 5% | | | | |
| | 31,179,283.54 | -- | 1,558,964.18 | -- | | -- | | -- |

| | | (%) | | (%) | | (%) | | (%) |
|---|---------------|------|--------------|-----|----|-----|----|-----|
| 1 | -- | -- | -- | -- | -- | -- | -- | -- |
| | 31,179,283.54 | 100% | 1,558,964.18 | | | | | |

| | | | | | |
|---|---------------|------|--------------|----|--|
| 1 | 31,179,283.54 | 100% | 1,558,964.18 | | |
| | 31,179,283.54 | -- | 1,558,964.18 | -- | |

2

3

4

5 5

5

6

| | | | | (%) |
|--|----|---------------|----|--------|
| | | 30,126,283.55 | | 96.62% |
| | | 1,052,999.99 | | 3.38% |
| | -- | 31,179,283.54 | -- | 100% |

7

8

2

1

| | | (%) | | (%) | | (%) | | (%) |
|--|------------------|------|----------------|-------|------------------|------|---------------|-------|
| | 3,811,679,403.00 | 100% | 191,519,496.55 | 5.02% | 1,575,349,634.67 | 100% | 79,524,908.73 | 5.05% |
| | 3,811,679,403.00 | 100% | 191,519,496.55 | 5.02% | 1,575,349,634.67 | 100% | 79,524,908.73 | 5.05% |
| | 3,811,679,403.00 | -- | 191,519,496.55 | -- | 1,575,349,634.67 | -- | 79,524,908.73 | -- |

| | | (%) | | (%) | | (%) | | (%) |
|---|----|-----|----|-----|--|-----|--|-----|
| 1 | -- | -- | -- | -- | | | | |

2

3

4

5

5

5

6

| | | | | (%) |
|--|----|------------------|----|--------|
| | | 1,914,056,765.83 | 1 | 50.22% |
| | | 1,242,815,511.68 | 1 | 32.61% |
| | | 272,335,457.53 | 1 | 7.14% |
| | | 145,695,186.83 | 1 | 3.82% |
| | | 131,005,177.76 | 1 | 3.44% |
| | -- | 3,705,908,099.63 | -- | 97.23% |

7

| | | | | (%) |
|--|----|------------------|--|--------|
| | | 1,914,056,765.83 | | 50.22% |
| | | 1,242,815,511.68 | | 32.61% |
| | | 272,335,457.53 | | 7.14% |
| | | 145,695,186.83 | | 3.82% |
| | | 131,005,177.76 | | 3.44% |
| | -- | 3,705,908,099.63 | | 97.23% |

8

3

| | | | | | | (%) | (%) | | | | |
|--|--|--------------------|--------------------|---------------------|--------------------|-------|-------|--|--|--|--|
| | | 219,022,5 81.90 | 219,022,5 81.90 | | 219,022,5 81.90 | 100% | 100% | | | | |
| | | 1,950,614 .81 | 1,950,614 .81 | | 1,950,614 .81 | 70% | 70% | | | | |
| | | 12,687,48 1.16 | 12,687,48 1.16 | | 12,687,48 1.16 | 5% | 5% | | | | |
| | | 299,415,0 66.79 | 299,415,0 66.79 | | 299,415,0 66.79 | 90% | 90% | | | | |
| | | 870,293,0 60.72 | 870,293,0 60.72 | | 870,293,0 60.72 | 100% | 100% | | | | |
| | | 679,955,9 52.10 | 679,955,9 52.10 | | 679,955,9 52.10 | 48.6% | 48.6% | | | | |
| | | | 390,885,8 49.87 | -390,885, 849.87 | | 90% | 90% | | | | |
| | | 5,000,000 .00 | 5,000,000 .00 | | 5,000,000 .00 | 100% | 100% | | | | |
| | | 280,000,0 | 280,000,0 | | 280,000,0 | 40% | 40% | | | | |

| | | | | | | | | | | | |
|--|----|------------------|------------------|-----------------|------------------|------|------|--|--|--|--|
| | | 00.00 | 00.00 | | 00.00 | | | | | | |
| | | 5,180,000.00 | 5,180,000.00 | | 5,180,000.00 | 100% | 100% | | | | |
| | | 6,200,000.00 | | 6,200,000.00 | 6,200,000.00 | 100% | 100% | | | | |
| | | 20,000,000.00 | | 20,000,000.00 | 20,000,000.00 | 100% | 100% | | | | |
| | | 44,004,654.74 | 42,039,103.26 | -805,723.93 | 41,233,379.33 | 49% | 49% | | | | |
| | -- | 2,443,709,412.22 | 2,806,429,710.61 | -365,491,573.80 | 2,440,938,146.81 | | | | | | |

3

| | | | | |
|--|----------------|----------------|---------------|---------------|
| | | | | |
| | | | | |
| | 118,211,099.09 | 107,718,263.99 | 20,692,538.95 | 19,005,234.72 |
| | 118,211,099.09 | 107,718,263.99 | 20,692,538.95 | 19,005,234.72 |

4

| | | | | |
|--|----------------|----------------|---------------|---------------|
| | | | | |
| | | | | |
| | 118,211,099.09 | 107,718,263.99 | 20,692,538.95 | 19,005,234.72 |
| | 118,211,099.09 | 107,718,263.99 | 20,692,538.95 | 19,005,234.72 |

5

| | | |
|--|----------------|--------|
| | | (%) |
| | 76,681,227.76 | 64.87% |
| | 25,748,960.30 | 21.78% |
| | 5,720,237.63 | 4.84% |
| | 5,145,015.83 | 4.35% |
| | 4,915,657.57 | 4.16% |
| | 118,211,099.09 | 100% |

5

1

| | | |
|--|-----------------|----------------|
| | | |
| | 660,524,822.91 | 319,678,341.61 |
| | -805,723.93 | -258,256.92 |
| | -101,985,849.87 | |
| | 557,733,249.11 | 319,420,084.69 |

2



1

| | % | | |
|--|--------|--------|--------|
| | 16.78% | 0.3998 | 0.3998 |
| | 14.51% | 0.3456 | 0.3456 |

2

3

30% 30% 5% 5% 10% 10%

| | | / | / | +/- |
|------|--|------------------|------------------|------------|
| 1 | | 1,226,283,125.77 | | |
| | | 1,334,950,865.55 | | |
| 2 | | 223,615,807.58 | | |
| 3 | | 123,564,624.81 | 33,296,783.52 | 271.10% |
| 4 | | 200,000,000.00 | 10,000,000.00 | 1900.00% |
| 5 | | 4,910,189,574.08 | 1,952,126,816.00 | 151.53% |
| 6 | | 118,272,267.12 | 192,865,637.38 | -38.68% |
| 7 | | 687,810,691.44 | 2,030,870,574.37 | -66.13% |
| 8 | | 450,000,000.00 | 1,714,000,000.00 | -73.75% |
| 9 | | 533,000,000.00 | 1,056,000,000.00 | -49.53% |
| 10 | | 66,958,770.08 | | |
| 11 | | 339,208,449.11 | 173,957,220.30 | 95.00% |
| 12 | | -69,381,479.99 | 3,004,070.85 | -2409.58% |
| 13 | | 105,765,435.40 | -258,256.92 | -41053.57% |
| (14) | | 368,475.13 | 117,818,847.00 | -99.69% |
| (15) | | 128,757,489.19 | 4,628,104.53 | 2682.08% |
| (16) | | 78,941,687.13 | 115,115,956.72 | -31.42% |

1

8

2

5

2012 6

3

271.10%

4

1900.00%

| | | | |
|----------------|----------------|--------|----------------|
| 5 | 151.53% | | |
| 6 | 38.68% | | |
| 7 | 66.13% | | |
| 8 | | 73.75% | 2012 |
| 9 | 49.53% | | 2013 |
| 10 | 26 | | |
| 11 | 95.00% | | |
| 12 | 2409.58% | 32 | |
| 13 | 106,023,692.32 | | 34 |
| 14 | 99.69% | | |
| 111,567,119.15 | | | |
| 15 | 36 | | -4 A B |
| C | | | 124,120,416.93 |
| 16 | 31.42% | | |

1
2
3
4