

000517

\*ST

2009-012

( )

2008

§ 1

1.1

1.2

1.3

1.4

1.5

2008

§ 2

2.1

	*ST
	000517
	513 14-12
	315010
	513 15
	315010
	---
	stock000517@163.com

2.2

	513 15	513 15
	0574-87312566	0574-87312566
	0574-87310668	0574-87310668
	stock000517@163.com	stock000517@163.com

## § 3

## 3.1

	2008	2007		2006
	2,404,671.27	13,761,446.00	-82.53%	78,517,444.05
	-68,741,923.05	24,698,410.19	-378.33%	5,477,367.65
	-68,333,102.10	26,143,327.57	-361.38%	6,386,682.61
	-80,273,734.49	-201,868,730.74		-91,488,058.65
	84,141,552.79	62,322,257.15	35.01%	9,857,459.51
	2008	2007		2006
	1,340,057.04	219,776,828.87	-99.39%	650,631,086.85
	-16,923,855.86	-108,976,221.76		-132,886,084.45
	233,307,495.00	233,307,495.00	0.00%	233,307,495.00

## 3.2

	2008	2007		2006
/	-0.29	0.11	-363.64%	0.03
/	-0.29	0.11	-363.64%	0.03
/	-0.34	-0.87		-0.39
%				
%				
%				
%				
/	0.36	0.27	33.33%	0.04
	2008	2007		2006
/	-0.07	-0.47		-0.57

	2,143,792.85	

	13,116,416.58	
-	-3,322,311.44	
	2,734.40	
	11,940,632.39	-

## 3.3

## § 4

## 4.1

			+ -					
	110,751,686	47.47%					110,751,686	47.47%
1								
2	70,733,287	30.32%					70,733,287	30.32%
3	40,018,399	17.15%					40,018,399	17.15%
	34,989,985	15.00%					34,989,985	15.00%
	5,028,414	2.16%					5,028,414	2.16%
4								
5								
	122,555,809	52.53%					122,555,809	52.53%
1	122,555,809	52.53%					122,555,809	52.53%
2								
3								
4								
	233,307,495	100.00%					233,307,495	100.00%

	0	0	63,667,851	63,667,851		
	0	0	9,917,689	9,917,689		

	0	0	3,372,072	3,372,072		
	0	0	3,071,430	3,071,430		
	0	0	2,731,612	2,731,612		
	0	0	2,673,738	2,673,738		
	0	0	2,435,793	2,435,793		
	0	0	2,006,267	2,006,267		
	0	0	1,963,077	1,963,077		
	0	0	1,963,077	1,963,077		
	0	0	16,949,080	16,949,080		
	0	0	110,751,686	110,751,686		

#### 4.2 10 10


					24,361
10					
		27.29%	63,667,851	63,667,851	53,667,851
		4.25%	9,917,689	9,917,689	0
		1.45%	3,372,072	3,372,072	0
		1.32%	3,071,430	3,071,430	0
		1.17%	2,731,612	2,731,612	0
		1.15%	2,673,738	2,673,738	0
		1.04%	2,435,793	2,435,793	0
		0.86%	2,006,267	2,006,267	0
		0.84%	1,963,077	1,963,077	0
		0.84%	1,963,077	1,963,077	1,963,077
10					
			880,000		
			660,000		
			660,000		

		582,560	
		486,640	
		470,645	
		468,050	
		444,400	
		401,940	
		395,450	

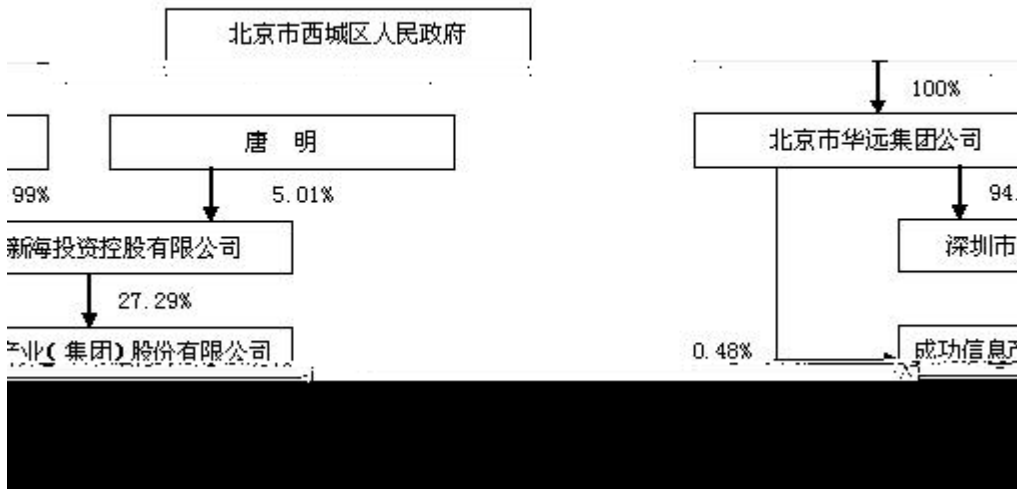
4.3

4.3.1

4.3.2



4.3.3




§ 5

5.1

			56	2007 15	10	2010 14	10	0	0		0.00
			54	2007 15	10	2010 14	10	0	0		0.00
			46	2007 15	10	2010 14	10	0	0		0.00
			52	2007 15	10	2010 14	10	0	0		0.00
			33	2007 15	10	2010 14	10	0	0		0.00
			36	2007 15	10	2010 14	10	0	0		0.00
			46	2007 15	10	2010 14	10	0	0		5.00
			37	2007 15	10	2010 14	10	0	0		5.00
			43	2007 15	10	2010 14	10	0	0		5.00
			56	2007 15	10	2010 14	10	0	0		0.00
			41	2007 15	10	2010 14	10	0	0		0.00

			56	2007 10 15	2010 10 14	0	0		7.44	
			44	2007 10 15	2010 10 14	0	0		6.00	
			37	2007 10 15	2010 10 14	0	0		20.40	
	-	-	-	-	-	0	0	-	48.84	-

0205.94



6.2

			(%)	%	%	%
	94.17	49.77	47.15%	-65.67%	-77.64%	28.29%
	94.17	49.77	47.15%	-65.67%	-77.64%	28.29%

6.3

		%
	240.47	-82.53%

## 6.4

1.	644,665.53	27,271.25			0.00

2006	0.00	6,386,682.61	0.00%
2005	0.00	-79,477,798.05	0.00%

## § 7

### 7.1

### 7.2

		2008 12 31	0.00	-6,874.19	0.00					

7.1 7.2

--

### 7.3

### 7.4

#### 7.4.1

#### 7.4.2

	0.00	0.00	22,263.15	22,813.15
	0.00	0.00	660.00	706.00
	93.44	0.00	7.25	300.72

	93.44	0.00	22,930.40	23,819.87
		0.00	-23,113.87	

7.4.3 2008

7.5

7.6

--

5%


	1 2007 12 10	
	2009	2008
	82800	4
	2008 2009	2008
	21,226.1499	2009 4 22
	31,839.2249	2009-2011
	2008 2009	2009
	10 3	
	6,999.2249	
	2 2008 7 23	

	<p>A</p> <p style="text-align: right;">2008</p> <p style="text-align: right;">2008</p> <p>-2010 ,</p> <p style="text-align: center;">90%</p> <p>B</p> <p>2008 -2010</p> <p style="text-align: center;">53,981.73</p> <p style="text-align: center;">A</p>	
	<p>1 2007 9</p> <p>2007 41</p> <p style="text-align: center;">1</p> <p style="text-align: center;">2</p> <p>2 2009 4 8</p> <p>2007 9 12 2007 12</p> <p>7</p> <p style="text-align: center;">2008 12 31</p>	

	1900	
	3	
	15	

## 7.7

1	2006 6 16	2008 12 31
2	2007 9 4	2008 12 31
3	2007 11 30	2008 12 31
4	2006 3 29	2008 12 16
5	2006 4 28	2008 12 31
6	2007 5 21	2008 12 31 ,



7.8

7.8.1

7.8.2

7.8.3

7.8.4

§ 8

1	2008	1	14	2008	2008	1	16
2	2008	4	23		2008	4	25
3	2008	4	25	2008			2008
4		28					
4	2008	8	20		2008	8	22
5	2008	10	27		2008	10	28



--

## 9.2

## 9.2.1

( )

2008 12 31

	1,340,057.04	1,337,625.72	6,039,494.23	3,803,910.54
			644,665.53	
				270,000.00
			23,458,781.14	3,666,815.92
			3,798,120.59	680,483.49
			55,344,077.92	28,154,251.25
			9,576,087.90	
	1,340,057.04	1,337,625.72	98,861,227.31	36,575,461.20
			27,807,850.38	1,037,265.49
			55,815,551.27	9,393,762.44
			15,286,145.80	
			22,006,054.11	225,212.40

			120,915,601.56	10,656,240.33
	1,340,057.04	1,337,625.72	219,776,828.87	47,231,701.53
			132,822,873.04	85,672,873.04
	4,922,732.91	4,922,732.91	53,291,313.97	5,565,132.40
	2,230,155.66	2,230,155.66	13,066,463.37	4,630,981.66
	516,004.00	516,004.00	3,635,010.37	1,042,377.93
	-26,447.11	-26,447.11	3,554,554.75	-54,719.51
			30,477,397.93	21,168,294.77
	492,358.24	492,358.24	492,358.24	492,358.24
	10,128,987.63	10,128,987.63	88,489,590.94	324,466,698.30
			226,178.77	
	18,263,791.33	18,263,791.33	326,055,741.38	442,983,996.83
			608,761.75	
			1,300,000.00	
			1,908,761.75	
	18,263,791.33	18,263,791.33	327,964,503.13	442,983,996.83
	233,307,495.00	233,307,495.00	233,307,495.00	233,307,495.00



" -"	-77,004,002.01	-13,861,844.83	-194,433,050.05	-1,023,736,203.99
	13,563,504.51	13,133,372.38	240,777,213.42	219,004,087.32
	5,301,425.55	1,012,184.54	21,645,753.18	661,565.01
	1,560,018.26		1,800,945.71	
" -"	-68,741,923.05	-1,740,656.99	24,698,410.19	-805,393,681.68
" -"	-68,741,923.05	-1,740,656.99	24,698,410.19	-805,393,681.68
	-68,333,102.10		26,143,327.57	
	-408,820.95		-1,444,917.38	
	-0.29	-0.01	0.11	-3.45
	-0.29	-0.01	0.11	-3.45

### 9.2.3



	85,672,873.04	85,672,873.04	63,533,712.91	
	793,394.91	594,498.01	5,279,492.44	8,050,702.96
	1,828,273.43			
	88,294,541.38	86,267,371.05	68,813,205.35	8,050,702.96
	-88,294,541.38	-86,267,371.05	-68,813,205.35	-8,050,702.96
	697,167.74	696,126.19	-17,693.73	
	-2,709,437.16	-476,284.79	-7,599,971.06	-3,564,021.12
	4,049,494.20	1,813,910.51	11,649,465.26	5,377,931.63
	1,340,057.04	1,337,625.72	4,049,494.20	1,813,910.51

9.2.4

( )

2008

2																			
3																			
4		160,385, 467.99						-379,60 4.97	160,005, 863.02										
		160,385, 467.99				-68,333, 102.10		-788,42 5.92	91,263,9 39.97					26,143,3 27.58			-1,444,9 17.39	24,698,4 10.19	
1																			
2																			
3																			
1																			
2																			
3																			
4																			

1																		
2																		
3																		
4																		
	233,307, 495.00	593,268, 381.39		38,114,5 76.67		-881,61 4,308.92		121.57	-16,923, 734.29	233,307, 495.00	432,882, 913.40		38,114,5 76.67		-813,28 1,206.82		788,547. 49	-108,18 7,674.26

9.3

9.4

9.5

